

MA22

  
**mosmatic** 

**MASTER CATALOG**

**2022**

CAR WASH | HIGH PRESSURE CLEANING | ROTARY UNIONS





Mosmatic Corporation, Bristol, USA



Mosmatic Canada Inc., Saint-Léonard, CA



Mosmatic Australasia Pty Ltd., Coopers Plains, AU

## FOREWORD

We are proud to present the new Mosmatic customer catalogue. For your convenience we have combined our three divisions into one informative book. Car wash, high pressure cleaning and our high-precision swivel/rotary union lines can now be found in one catalogue. Mosmatic products are a brand of quality, reliability and performance that customers have come to expect as well as value in their daily applications.

It is our aim to continually provide you with products of highest quality at all stages: design, production and handling. Mosmatic produces high-precision components and accessories that cross a multitude of product applications and industries. Our focus is to produce efficient and reliable products that exceed customer expectations and industry standards.

To ensure our promise to quality we design, develop and manufacture all our products to ISO 9001:2015 standards.

Many of our products are within this catalogue or online at [www.mosmatic.com](http://www.mosmatic.com). For the latest information about our products, follow us on social media.

This catalogue was produced with attention to details to provide you valuable product information. However, as we continue to develop and design products there may be the possibility of printing or typing errors.

All data and measurements are without guarantees. We reserve the right to make technical modifications at any time without prior notification.

All rights reserved. Reproduction, in whole or in part, without our permission is not allowed.

Any Questions or concerns? Please do not hesitate to contact the Mosmatic team.

## ABOUT US

Mosmatic AG is a family owned and operated business that was founded in 1978. Our company name is put together of the first location of manufacture, a town named Mosnang, and the word automatic. (Mosnang Automatic = Mosmatic). After a few years of operation and growth our headquarters moved to a new and larger facility in Necker where we are still located today.

Mosmatic AG is a manufacturer based in Switzerland. For more than 40 years we successfully supply quality products for carwash industry, rotary unions and high pressure industries. At the place of the business we manufacture the entire range of our products and also handle a big part of the distribution of our global network.

Mosmatic is proud to process premium materials by using the latest technology machinery to produce high quality components and products. We market ready-made products for reselling and also offer customized solutions in state-of-the-art design. Reliability and the positive experience of using our products are due to continued improvements towards design, efficiency and durability.

Patrick Rieben (Managing Director):  
"For us Quality is not just a slogan, but the bench mark for our efforts, priorities and goals."



## GREEN LINE

Switzerland is one of the countries with the strictest environmental regulations worldwide. We are not just following those regulations but going beyond them. As manufacturer of rotary unions, car wash and high pressure equipment we are well aware of our responsibility towards nature. The green leaf represents our dedication towards the sustainability of Mosmatic products and processes.



Infographic as PDF



SN EN ISO 9001:2015 Certificate



Welcome	2
Index	3
New Products & Upgrades	4

### Car Wash

Ceiling Boom Z-Series	6
Ceiling Boom with LED Lighting	7
Ceiling Boom	8
Dual Ceiling Boom	9
1/2" Ceiling Boom 1/2" Wall Boom	10
Wall-Boom	11
Wall-Boom-Extension	12
Accessories Boom	13
Air-System Boom	14
Air-System Stand	15
Mosmatic Dryer	16
Accessories Air System	17
Vertical Boom	18
Bay-Packages	19
Wand holder	20
Brush Bucket	21
HP-Wands	22
Individual Wands	23
Wand with filter sieve	24
Foam Products	25
Foam Brushes	26
Individual Foam Brushes	27
Flex-Brush Wand	28
Accessories Wash Bay	29-30
Wheelblaster	31
Wheelblaster Compact	32
Wheelblaster Pro	33
Undercarriage Cleaner stationary	34
Undercarriage Cleaner Ramp	35
Splash guard	36

### High Pressure

Gum Remover	38
Professional	39
Allrounder	40
Aqua	41
Aqua Pro	42
Graffiti Remover	43
Contractor	44
Contractor Big	45
Commercial	46
Universal	47
Steaminator	48
Hurricane Flip	49
Hurricane	50
Hurricane Pro	51
Roof Cleaner	52
Surface Cleaner Upgrade Kit	53
Duct Cleaner	54
TRL Wand	55
HP Special Wand	55
Manhole Cleaner	56
Silo Cleaner	56
Spider	57
Spider adjustable	58
HP Guns	59
Rotor arms	60
Nozzles	61
Turbo Nozzles	62
Accessories HP Cleaner	63

### Rotary Unions

Select by application	66
Select by construction type	67
DGV - Swivels	68
DGVI - Swivels	69
DGK - Swivels	70-71
DGS - Swivels	72
DKS - Swivel Couplings	73
DGE - Swivels	74
DGEI - Swivels	75
DGR - Swivels	76
WDE - Swivels	77
WDEI - Swivels	78
WDG - Swivels	79
WDB - Swivels	80
WDC - Swivels	81
WDRS - Swivels	82
DGL - Swivels	83
DGG - Swivels	84
DGF - Swivels	85
DXL - Swivels	86
DXLS/DXGS/DXFS Steam Swivels	87
DXG - Swivels	88
DXF - Swivels	89
DXTI - Swivels	90
DYL - Swivels	91
DYG - Swivels	92
DYF - Swivels	93
DYW - Swivels	94
DYCI/DYDI - Swivels	95
DYT/DYU - Swivels	96
DYKI - Swivels	97
QVS - Quick Connections	98
Fittings	99
Adaptor with Sieve	100
HP couplings	100
Customer Inquiry Rotary Union	101
Terms and Conditions of Sale	102






Universal ø16" - Page 47



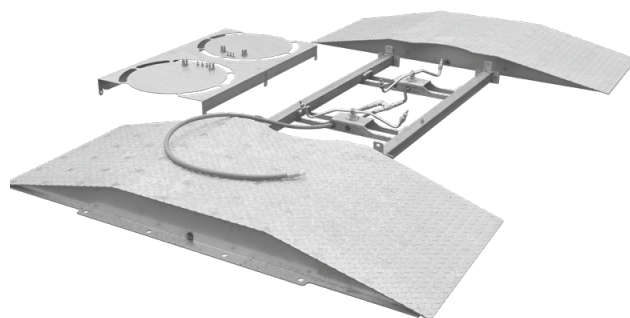
Hurricane Flip ø21" - Page 49




Steaminator ø8" with KDXFS - Page 48  
New: With Toggle Swivel



TKE Rotor Arms - Page 60  
Matching Swivels starting on Page 65



Undercarriage Cleaner Ramp - Page 35



Spider adjustable - Page 58



DGVI Swivels with quick connect plug - Page 69



WDRS 2 1/2" Swivels - Page 82



**Our goal:**

**To provide products that have appearance and performance alike,  
offering value to you and your customer.**

# CAR WASH

## **Mosmatic Self-Service Car Wash**

As the inventor of the Z-Ceiling booms, Mosmatic's innovations have helped to develop the most diverse line of ceiling and wall booms available today. The uniform appearance of the complete line along with their unsurpassed durability and ease of operation have made us the top choice and go to company for industrial and business professionals alike. Mosmatic's focus has always been to design, build and sell only the best products on the market.

## **Automatic Car and Tunnel Washes**

OEM's, service technicians and business owners know they can trust and rely on the quality of Mosmatic products. Designed to handle, and withstand the harsh wash environment, our products have proven they can and will perform to the highest standards. From concept, design and system upgrades let us be the number one source for you.

## **Commercial Vehicle Wash**

Industrial, performance grade solutions for the most demanding washes. From wheel washers, to undercarriage and those odd long distance hard to reach areas Mosmatic offers solutions to accommodate your needs. From smaller low volume applications to much larger high volume washes, our component selection is sure to have something to fit your needs.

## **Accessories**

Marketing and name brands, combined with reliable quality products, show your customers that you are not only a provider but a partner in the industry.





# CEILING BOOM Z-SERIES



- ✓ 360° smooth rotation rated to 4000 psi
- ✓ Rated to 4000 psi
- ✓ Multiple booms with center rotation points
- ✓ Polished stainless steel (INOX)
- ✓ Clean and classic appearance

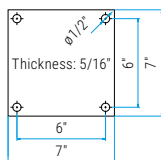
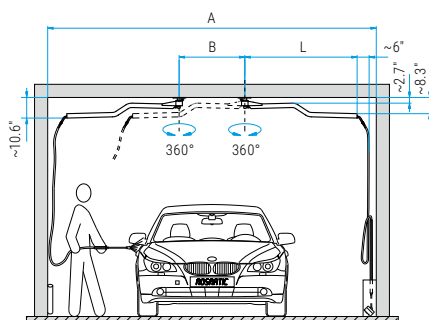
The ideal solution for self-service car washes. The unique shape of Mosmatic Z-Booms allows the installation of multiple ceiling booms in one wash bay. This makes it possible to add profitable services such as foam applications and Air Drying to your existing programs.



## DKZ

Part No.	L	A	B	C	D	Weight
65.998	2'9"	8"	22"	31"	16"	15 lbs
65.999	4'0"	11'6"	29"	45"	23"	18 lbs
65.009	4'9"	14'	34"	55"	28"	22 lbs
65.019	5'1"	15'	36"	59"	30"	23 lbs
65.029	5'5"	16'	38"	63"	32"	24 lbs
65.039	5'9"	17'	40"	67"	34"	26 lbs

Part No. includes one ceiling boom.



Bearable load for each bore at least 30'000 N (for example 1/2" bolt)

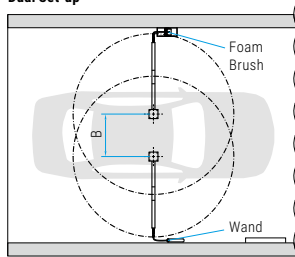
## TECHNICAL DATA

<b>Pressure</b>	4000 psi (27.5 MPa)
<b>Temperature</b>	250°F
<b>Inlet (top &amp; side)</b>	3/8" NPTF (other options available)
<b>Outlet</b>	3/8" NPTF (other options available)
<b>Throughput medium</b>	water, oil, air at pH 3-12

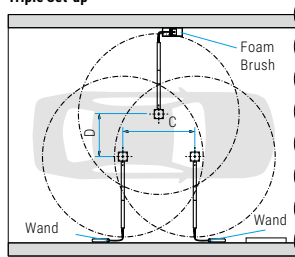


environmentally friendly products

### Dual Set-up

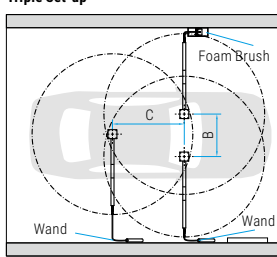


### Triple Set-up\*

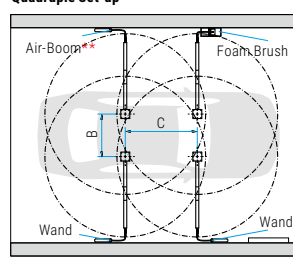


\* not suitable for mounting bracket 65.903

### Triple Set-up



### Quadruple Set-up



\*\* in conjunction with air boom DKZ booms must be extended with part no. 902.753.

## Legend

M... = metric thrust, ..M = male, F = female, G = gas pipe thrust, R = gas pipe thrust conical, QV = quick connects, SV = profile ring fitting  
D = diameter, L = length, NW = nominal width, SW = wrench size, IN = media input, OUT = media output, RS = basic position

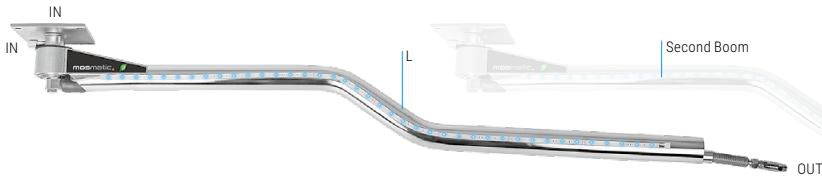


# CEILING BOOM WITH LED LIGHTING



- ✓ Modern visual effects
- ✓ Visualize the wash cycles
- ✓ Additional lighting for the wash bay
- ✓ Stand out above competition

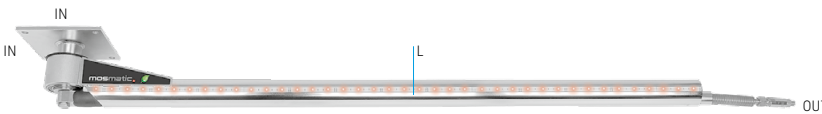
The worlds first for the self-service car wash. The LED Boom can be synchronized with your wash cycle to visualize your wash program. The LED ceiling boom is not only an eye-catcher for self-service car washes, but also provides additional lighting for the bay adding safety for your clients. This product should be installed by a certified electrician.



## DKZbl (without Control Box)

Part No.	L	A	B	Weight
65.209	4'9"	14"	34"	23 lbs
65.219	5'1"	15"	36"	24 lbs
65.229	5'3"	16"	38"	25 lbs
65.239	5'9"	17"	40"	27 lbs


Part No. includes one ceiling boom.



## DKPbl (without Control Box)

Part No.	L	Weight
66.209	4'9"	21.2 lbs
66.219	5'3"	21.8 lbs
66.229	5'9"	22.5 lbs
66.239	6'3"	23.1 lbs
66.249	6'9"	23.8 lbs

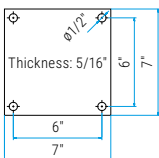
Part No.	L	Weight
66.259	7'6"	24.5 lbs
66.269	8'2"	25.1 lbs
66.279	9'	25.8 lbs
66.289	9'10"	26.5 lbs



## DDPbl (without Control Box)

Part No.	L1	L2	Weight
67.609	4'9"	5'3"	41.0 lbs
67.619	5'3"	5'9"	41.7 lbs
67.629	5'9"	6'3"	42.3 lbs
67.639	6'3"	6'9"	43.0 lbs
67.649	6'9"	7'6"	43.7 lbs
67.659	7'6"	8'2"	46.5 lbs


When using high and low pressure, we recommend to connect the low pressure to the upper boom.



Bearable load for each bore at least 30'000 N (for example 1/2" bolt)

## Energy ring connection

Color	Voltage	Feature
Black	positiv (+)	Power supply
Red	negativ (-)	controls red signal
Orange	negativ (-)	controls green signal
Brown	negativ (-)	controls blue signal



## LED-Control Box

Part No.	Includes
65.975	Controller, power supply, remote control, receiver with housing, for maximum 2x booms

## TECHNICAL DATA

Pressure	4000 psi (27.5 MPa)
Temperature	250°F
Inlet (top & side)	3/8" NPTF (other options available)
Outlet	3/8" NPTF (other options available)
Operating voltage	24V
Light intensity	120 lx
Amount	30 x LED/39"
IP Code	IP66
Throughput medium	water, oil, air at pH 3-12



## Legend

M... = metric thrust, ..M = male, F = female, G = gas pipe thrust, R = gas pipe thrust conival, QV = quick connects, SV = profile ring fitting  
D = diameter, L = length, NW = nominal width, SW = wrench size, IN = media input, OUT = media output, RS = basic position



# CEILING BOOM



- ✓ 360° smooth rotation
- ✓ Rated to 4000 psi
- ✓ Sealed bearing design
- ✓ Multiple industrial application

The classic straight ceiling boom has uses in many industrial fields. A few examples are car wash, food processing, mining and manufacturing. A real all-around product with versatile applications anywhere liquids, air or gas are used.



## DKP

Part No.	L	Weight
66.976	2'9"	18 lbs
66.951	4'0"	19.5 lbs
66.009	4'9"	21 lbs
66.019	5'3"	22 lbs
66.029	5'9"	22.5 lbs
66.039	6'3"	23 lbs

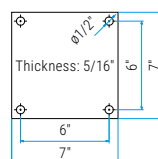
Part No.	L	Weight
66.049	6'9"	24 lbs
66.059	7'5"	24.5 lbs
66.069	8'2"	25 lbs
66.079	9'	26 lbs
66.089	9'10"	27 lbs
66.099	19'0"	39.5 lbs



## DP2 (two separate mediums in one ceiling boom)

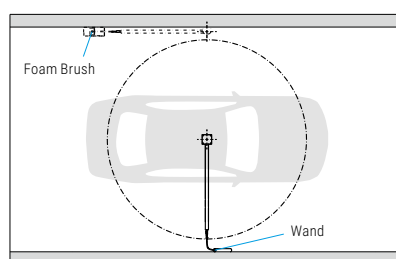
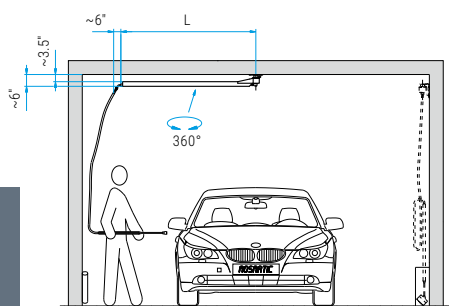
Part No.	L	Weight
66.451	4'9"	24 lbs
66.452	5'3"	25 lbs
66.453	5'9"	25.5 lbs
66.454	6'3"	26 lbs
66.455	6'9"	27 lbs

Part No.	L	Weight
66.456	7'5"	27.5 lbs
66.457	8'2"	28 lbs
66.458	9'	29 lbs
66.459	9'10"	30 lbs



Bearable load for each bore at least 30'000 N (for example 1/2" bolt)

WWW.MOSMATIC.COM



## TECHNICAL DATA

<b>Pressure</b>	4000 psi (27.5 MPa)
<b>Temperature</b>	250°F
<b>Inlet (top &amp; side)</b>	3/8" NPTF (other options available)
<b>Outlet</b>	3/8" NPTF (other options available)
<b>Throughput medium</b>	water, oil, air at pH 3-12



## Legend

M... = metric thrust, ..M = male, F = female, G = gas pipe thrust, R = gas pipe thrust conival, QV = quick connects, SV = profile ring fitting  
D = diameter, L = length, NW = nominal width, SW = wrench size, IN = media input, OUT = media output, RS = basic position




# DUAL CEILING BOOM

- ✓ A classic for the prep station
- ✓ Delivered ready for installation
- ✓ 2x 360° booms on one stem




The dual ceiling boom is commonly installed as tunnel prep, detail or fleet wash applications. This is the area where they are most frequently used. If used in a self-service car wash, we recommend to connect the foam brush to the upper boom and the high pressure wand to the lower boom.



When using high and low pressure, we recommend to connect the low pressure to the upper boom.

## DDP

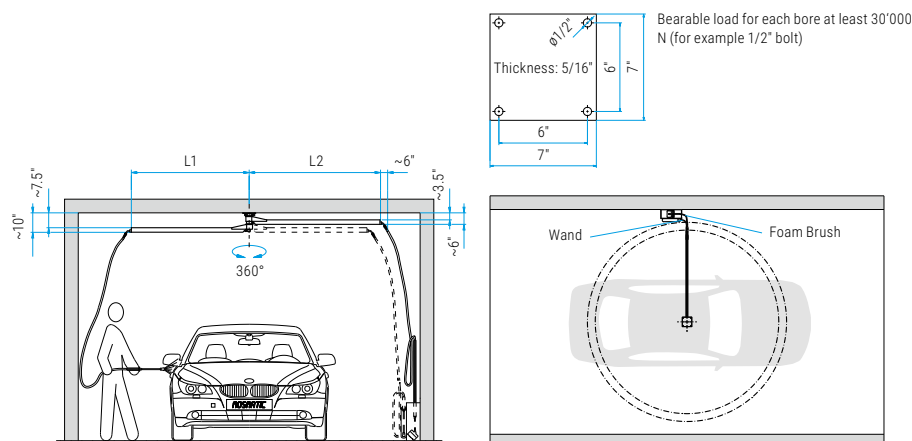
Part No.	L1	L2	Weight
67.409	4'9"	5'3"	39 lbs
67.419	5'3"	5'9"	41 lbs
67.429	5'9"	6'3"	42 lbs
67.439	6'3"	6'9"	44 lbs
67.449	6'9"	7'5"	46 lbs
67.459	7'5"	8'2"	48 lbs



When using high and low pressure, we recommend to connect the low pressure to the upper boom.

## DDF (with flex-arm)

Part No.	L1	L2	Weight
63.409	4'9"	5'3"	40 lbs
63.419	5'3"	5'9"	41 lbs
63.429	5'9"	6'3"	43 lbs
63.439	6'3"	6'9"	45 lbs
63.449	6'9"	7'5"	49 lbs
63.459	7'5"	8'2"	52 lbs



## TECHNICAL DATA

Pressure	4000 psi (27.5 MPa)
Temperature	250°F
Inlet (top & side)	3/8" NPTF (other options available)
Outlet	3/8" NPTF (other options available)
Throughput medium	water, oil, air at pH 3-12



## Legend

M... = metric thrust, ..M = male, F = female, G = gas pipe thrust, R = gas pipe thrust conival, QV = quick connects, SV = profile ring fitting  
D = diameter, L = length, NW = nominal width, SW = wrench size, IN = media input, OUT = media output, RS = basic position

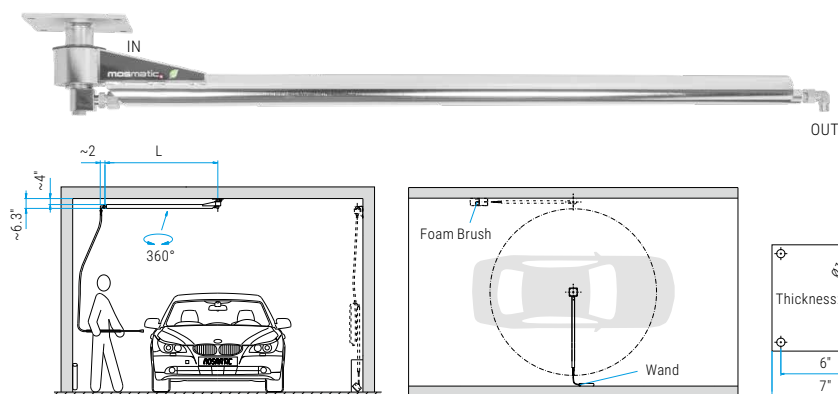


# 1/2" CEILING BOOM 1/2" WALL BOOM

- ✓ 180°/360° smooth rotation
- ✓ High flow version
- ✓ 1/2" nominal width
- ✓ Sealed bearing design
- ✓ Multiple industrial applications



The classic straight ceiling boom is used in many industrial fields. A few examples are truck wash, food processing, mining and manufacturing. A real all-around product with versatile applications anywhere liquids, air or gas are used.

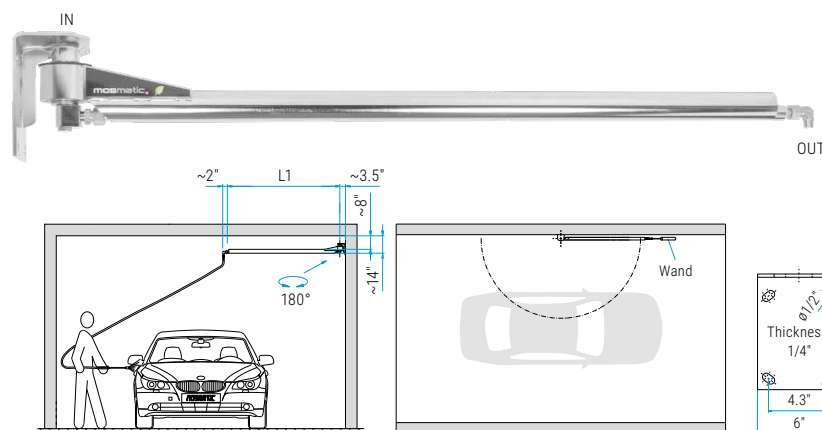


## DKP 1/2" (with INOX-Pipe)

Part No.	L	Weight
66.421	4'9"	22.4 lbs
66.422	5'3"	23.4 lbs
66.423	5'9"	24.4 lbs
66.424	6'3"	25.4 lbs
66.425	6'9"	26.3 lbs

Part No.	L	Weight
66.426	7'5"	27.3 lbs
66.427	8'2"	28.3 lbs
66.428	9'	29.3 lbs
66.429	9'10"	30.3 lbs

Bearable load for each bore at least 30'000 N (for example 1/2" bolt)



## WAE 1/2" (with INOX-Pipe)

Part No.	L	Weight
68.421	4'9"	23.0 lbs
68.422	5'3"	24.0 lbs
68.423	5'9"	25.0 lbs
68.424	6'3"	26.0 lbs
68.425	6'9"	27.0 lbs

Part No.	L	Weight
68.426	7'5"	28.0 lbs
68.427	8'2"	29.0 lbs
68.428	9'	30.0 lbs
68.429	9'10"	31.0 lbs

Bearable load for each bore at least 30'000 N (for example 1/2" bolt)

## TECHNICAL DATA

Pressure	2200 psi (15 MPa)
Temperature	250°F
Inlet (top or side)	1/2" NPTF (other options available)
Outlet	1/2" NPTF (other options available)
Throughput medium	water, oil, air at pH 3-12



### Legend

M... = metric thrust, ..M = male, F = female, G = gas pipe thrust, R = gas pipe thrust conical, QV = quick connects, SV = profile ring fitting  
D = diameter, L = length, NW = nominal width, SW = wrench size, IN = media input, OUT = media output, RS = basic position



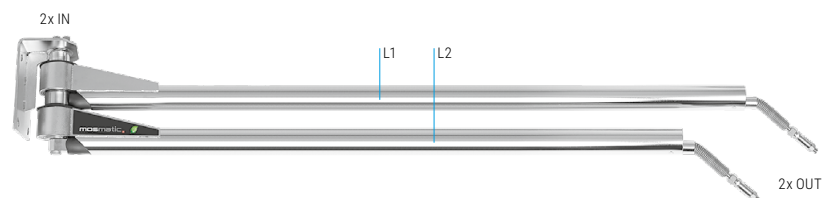
- ✓ 180° smooth rotation
- ✓ Insulated HP-hose
- ✓ Multiple industry application

Wall-mounted booms are ideal for outdoor areas or in wash bays where ceiling mounts are not an option. The wall bracket is designed for the boom to return to the resting position you selected.



## WAE (with HP-hose)

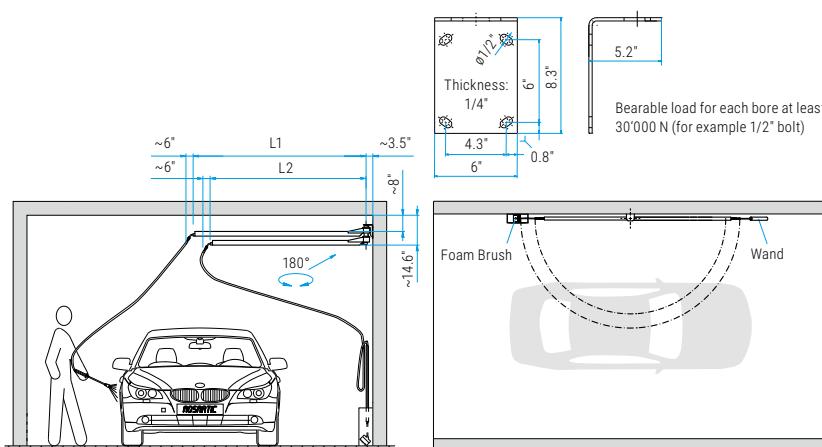
Part No.	L	Weight
68.509	4'9"	22 lbs
68.519	5'3"	24 lbs
68.529	5'9"	24 lbs
68.539	6'3"	24 lbs
68.549	6'9"	25 lbs
68.559	7'5"	26 lbs
68.569	8'2"	27 lbs
68.579	9'	29 lbs
68.589	9'10"	31 lbs



## WAD

Part No.	L1	L2	Weight
61.409	5'3"	4'9"	42 lbs
61.419	5'9"	5'3"	43 lbs
61.429	6'3"	5'9"	43 lbs
61.439	6'9"	6'3"	44 lbs
61.449	7'5"	6'9"	45 lbs
61.459	8'2"	7'5"	48 lbs

When using high and low pressure, use upper boom for low pressure.



## TECHNICAL DATA

Pressure	4000 psi (27.5 MPa)
Temperature	250°F
Inlet (top & side)	3/8" NPTF (other options available)
Output	3/8" NPTF (other options available)
Throughput medium	water, oil, air at pH 3-12

 environmentally friendly products


## Legend

M... = metric thrust, ..M = male, F = female, G = gas pipe thrust, R = gas pipe thrust conival, QV = quick connects, SV = profile ring fitting  
D = diameter, L = length, NW = nominal width, SW = wrench size, IN = media input, OUT = media output, RS = basic position



- ✓ Smooth, comfortable operation
- ✓ Extended work radius
- ✓ Solid construction


Whenever extended lengths and maximum flexibility are required, the wall-boom-extension is perfect for the job. Prime examples are truck wash bays, mining facilities, air craft maintenance and manufacturing plants. When combined correctly, a working radius of 39' is possible.



## WSA (1 inner pipe = 1 inlet)

Part No.	B	L max.	Weight
60.522	6'8"	6'3"	53 lbs
60.532	8'2"	7'5"	56 lbs
60.542	9'10"	9'	63 lbs
60.983	14'9"	9'10"	114 lbs
60.930	19'8"	19'8"	127 lbs

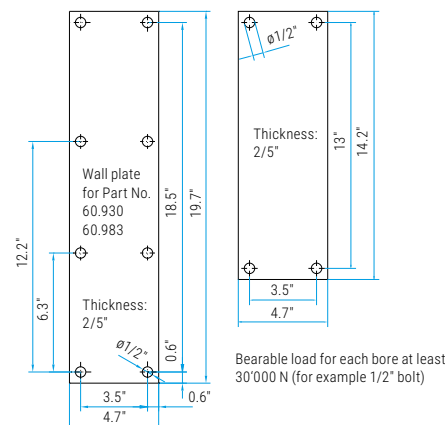
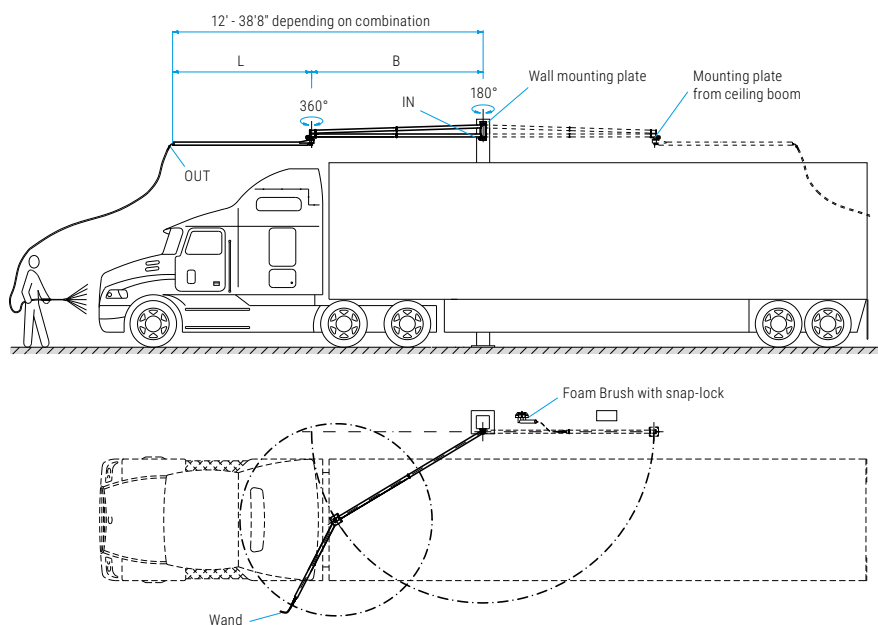
Add ceiling boom: DKP



## WSA-2R (2 inner pipes = 2 inlets)

Part No.	B	L max.	Weight
60.910	6'8"	6'3"	55 lbs
60.911	8'2"	7'5"	60 lbs
60.912	9'10"	9'	66 lbs

Add ceiling boom: DP2




## TECHNICAL DATA


Pressure	4000 psi (27.5 MPa)
Temperature	250°F
Inlet (bottom)	3/8" NPTF (other options available)
Outlet	3/8" NPTM (other options available)
Throughput medium	water, oil, air at pH 3-12


## Legend


M... = metric thrust, ..M = male, F = female, G = gas pipe thrust, R = gas pipe thrust conival, QV = quick connects, SV = profile ring fitting  
D = diameter, L = length, NW = nominal width, SW = wrench size, IN = media input, OUT = media output, RS = basic position





Axle Extension	Part No.	Weight	
for ceiling booms, stainless steel extended by 30"	<b>902.293</b>	35.6 lbs	


Bracket	Part No.	Weight	
with bumpers, stainless steel, for WAE	<b>68.952</b>	3.3 lbs	


Break-Away Fitting	Part No.	Weight	
IN 3/8" NPTM, OUT 3/8" NPTF 5800 psi, brass nickel plated	<b>52.903</b>	0.2 lbs	
IN R1/4" M, OUT G1/4" F 5800 psi, brass nickel plated	<b>52.904</b>	0.2 lbs	
IN R3/8" M, OUT G3/8" F 5800 psi, brass nickel plated	<b>52.905</b>	0.2 lbs	


Bumper	Part No.	Weight	
for boom, ø2.4"	<b>65.989</b>	0.02 lbs	


Extension	Part No.	Weight	
for ceiling booms, stainless steel extends by 2"	<b>902.753</b>	9.5 lbs	
for ceiling booms, stainless steel extends by 4"	<b>902.752</b>	11.2 lbs	
for ceiling booms, stainless steel extends by 8"	<b>901.875</b>	14.5 lbs	
for ceiling booms, stainless steel extends by 16"	<b>901.876</b>	22.0 lbs	


HP-Hose	Part No.	Weight	
NW 3/8", standard car wash hose			
4', IN 3/8" NPTM, OUT 3/8" NPTM	<b>90.073</b>	0.9 lbs	
15', IN 3/8" NPTM, OUT 3/8" NPTM	<b>90.074</b>	3.9 lbs	
20', IN 3/8" NPTM, OUT 3/8" NPTM	<b>90.075</b>	4.6 lbs	


HP-Hose Comfort	Part No.	Weight	
NW 3/8", lightweight construction, inner core PES			
12', IN 3/8" NPTM, OUT 3/8" NPTM	<b>90.089</b>	1.1 lbs	
14', IN 3/8" NPTM, OUT 3/8" NPTM	<b>90.088</b>	1.3 lbs	
16', IN 3/8" NPTM, OUT 3/8" NPTM	<b>90.090</b>	1.3 lbs	

LED-Control Box	Part No.	Weight	
for maximum 2x booms Includes: Controller, power supply, remote control, receiver with housing	<b>65.975</b>	1.3 lbs	

Mounting Bracket	Part No.	Weight	
for DKZ, stainless steel 47" / 9" / 2" (L/W/H)	<b>65.903</b>	29.0 lbs	
for DKZ, stainless steel 75" / 9" / 2" (L/W/H)	<b>65.988</b>	46.3 lbs	

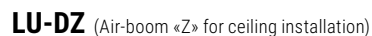
Positioning Device	Part No.	Weight	
ø2" with magnet, height adjustable	<b>65.952</b>	2.0 lbs	
ø2.4" with magnet, height adjustable	<b>65.911</b>	2.0 lbs	

Three Way Valve	Part No.	Weight	
for DP2, IN 2x 3/8" NPTF, OUT 3/8" NPTF	<b>90.065</b>	1.3 lbs	

Wall Bracket Universal	Part No.	Weight	
for ceiling booms, stainless steel	<b>65.940</b>	6.6 lbs	

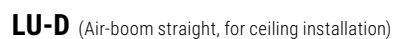



- Using Mosmatic Air-System Booms will not only keep your hoses off the ground, but stops the customer from dragging wet and dirty hoses onto their vehicles. Available in: wall, floor or ceiling mount. For use with a vacuum or Mosmatic Air-Dry.



Part No.	L	Ø	Connection	Weight
<b>60.324</b>	5'1"	2"	side	19 lbs
<b>60.326</b>	5'1"	2"	top	18 lbs

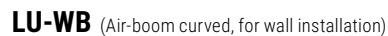
Part No. includes one boom.



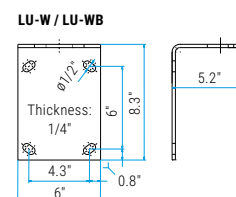
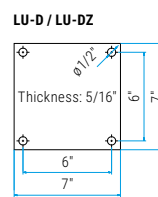
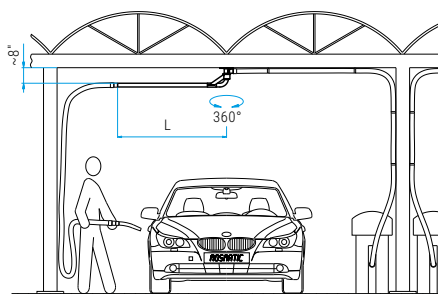
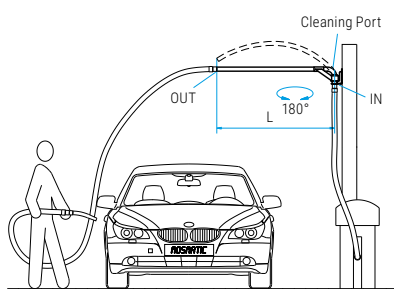
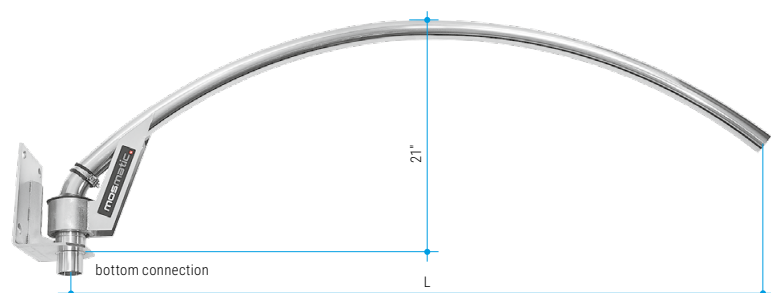
Part No.	L	ø	Connection	Weight
<b>60.301</b>	5'3"	1.5"	side	17 lbs
<b>60.306</b>	5'3"	1.5"	top	18 lbs
<b>60.310</b>	5'3"	2"	side	17 lbs
<b>60.313</b>	5'3"	2"	top	18 lbs



Part No.	L	Ø	Connection	Weight
<b>60.302</b>	5'3"	1.5"	bottom	17 lbs
<b>60.311</b>	5'3"	2"	bottom	18 lbs
<b>60.925</b>	3'3"	1.5"	bottom	15 lbs



Part No.	L	ø	Connection	Weight
<b>60.958</b>	5'7"	2"	bottom	19 lbs



Bearable load for each bore at least  
30'000 N (for example 1/2" bolt)



# AIR-SYSTEM STAND

- ✓ 180° or 360° smooth rotation
- ✓ Polished stainless steel
- ✓ Solid construction
- ✓ Ideal for vacuum islands



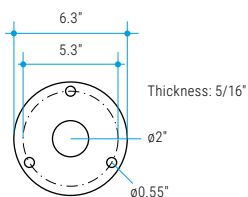
Mosmatic free standing floor mounted air-booms allow you the convenience of placing your boom where you need it. Choose between a 180° or 360° rotation.



## LU-B (Air system stand 360°)

Part No.	Ø	Weight
60.303	1.5"	38 lbs
60.312	2"	48 lbs

Air-system boom included.

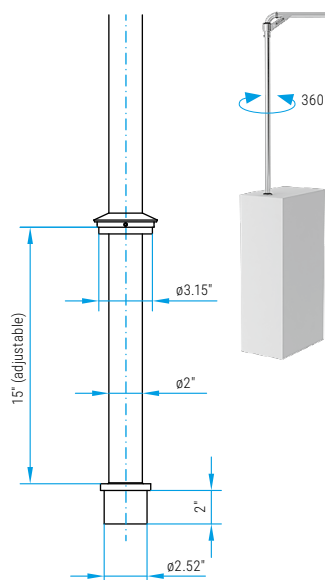


Bearable load for each bore at least 30'000 N (for example 1/2" bolt)

## LU-S (Air system stand 360°)

Part No.	Ø	Weight
60.971	2"	21 lbs

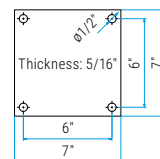
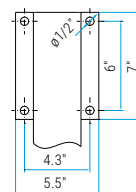
Air-system boom included.  
Mount on standalone vacuum.



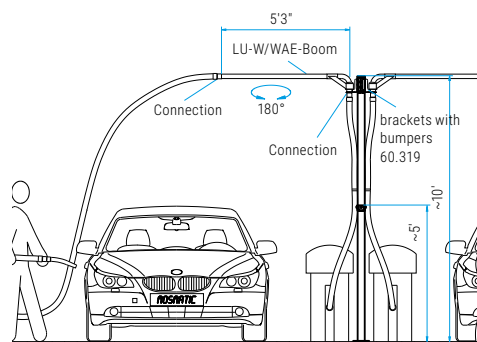
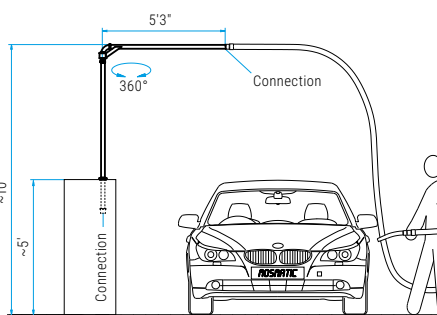
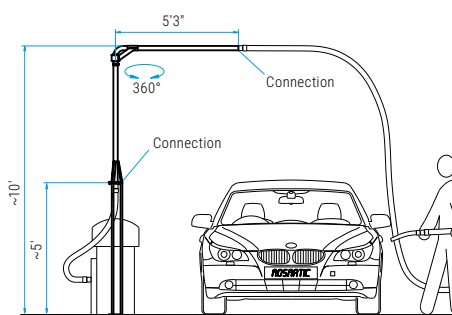
## LU-Z (Air system stand 180°)

Part No.	Weight
60.318	53 lbs

Without Air-boom, suitable for 2x LU-W or WAE.



Bearable load for each bore at least 30'000 N (for example 1/2" bolt)



### Legend

M... = metric thrust, ..M = male, F = female, G = gas pipe thrust, R = gas pipe thrust conival, QV = quick connects, SV = profile ring fitting  
D = diameter, L = length, NW = nominal width, SW = wrench size, IN = media input, OUT = media output, RS = basic position



# MOSMATIC DRYER

- ✓ In bay or island self serve drying
- ✓ Quick and streak-free drying
- ✓ Additional source of income



Mosmatic Dry is the new, profit-generating attraction in self-service car wash systems. It dries vehicles, motorcycles and boats efficiently and leaves any type of vehicle streak free in the summer and winter. Gentle on your vehicles finish.



## MOSMATIC DRY

Dryer unit suitable for all Mosmatic Air-booms. A new attraction in your wash bay.

Part No.	Weight
60.397	70 lbs

Universal dryer used for cars, motorcycles and boats. For wall installations. Also installs directly to your car wash vac using universal mounting plate. Mosmatic Dry needs to be installed under a roof.

- Ready for installation:
- dryer with 120 VAC (illuminated)
  - 2 x 7 ampere motors
  - air-gun
  - gun-holder (wall mount)
  - hose (15')
  - hose (2'5"), connects housing to boom
  - operator guide plaque
  - installation instructions

## DRYER PACKAGES












Part No.	Includes
60.929	Ceiling Boom (5'1"), 90° Pipe, Pulley, Mosmatic Dry (blue), Gun/-holder, Hoses
60.931	Wall Boom (5'3"), Mosmatic Dry (blue), Gun/-holder, Hoses
60.961	Wall Boom (5'3"), Mosmatic Dry (red), Gun/-holder, Hoses



### Legend

M... = metric thrust, ..M = male, F = female, G = gas pipe thrust, R = gas pipe thrust conival, QV = quick connects, SV = profile ring fitting  
D = diameter, L = length, NW = nominal width, SW = wrench size, IN = media input, OUT = media output, RS = basic position



<b>Air-System Wall Boom Extension &amp; Air-System Boom</b> ø2", for wall mounting, top connection, 9'1"/8'6"	<b>Part No.</b>	<b>Weight</b>	
	<b>60.955</b>	82.5 lbs	
<b>Bracket</b> with bumpers, for LU	<b>Part No.</b>	<b>Weight</b>	
	<b>60.319</b>	6.4 lbs	
<b>Extension (3'3")</b> ø1.5", 1x Pipe clamp included ø2", 1x Pipe clamp included	<b>Part No.</b>	<b>Weight</b>	
	<b>60.304</b> <b>60.315</b>	3.5 lbs 4.1 lbs	
<b>Extension (24")</b> ø2", 1x Pipe clamp included	<b>Part No.</b>	<b>Weight</b>	
	<b>60.321</b>	3.5 lbs	
<b>Mosmatic Mat holder</b> for wall mounting, INOX	<b>Part No.</b>	<b>Weight</b>	
	<b>90.050</b>	1.0 lbs	
<b>Mounting Bracket</b> for DKZ, stainless steel 47"/9"/2" (L/W/H) for DKZ, stainless steel 75"/9"/2" (L/W/H)	<b>Part No.</b>	<b>Weight</b>	
	<b>65.903</b> <b>65.988</b>	29.0 lbs 46.3 lbs	
<b>Pipe clamp with bar and rubber</b> ø1.5" for air system ø2" for air system	<b>Part No.</b>	<b>Weight</b>	
	<b>902.480</b> <b>902.432</b>	0.11 lbs 0.13 lbs	
<b>Pulley</b> 4'11" wire rope, pulling force up to 30N ø1.5", 2x Pipe clamp included ø2", 2x Pipe clamp included	<b>Part No.</b>	<b>Weight</b>	
	<b>60.307</b> <b>60.320</b>	1.8 lbs 1.8 lbs	
<b>Sign for Mosmatic Dryer</b> Bay instructional 16.5"/23.4"/0.08", Forex	<b>Part No.</b>	<b>Weight</b>	
	<b>902.877</b>	0.6 lbs	
<b>Swivel coupling</b> ø1.5", INOX, 1x Pipe clamp included ø2", INOX, 1x Pipe clamp included	<b>Part No.</b>	<b>Weight</b>	
	<b>60.308</b> <b>60.323</b>	0.9 lbs 1.1 lbs	
<b>90° Pipe</b> ø1.5", 1x Pipe clamp included ø2", 1x Pipe clamp included	<b>Part No.</b>	<b>Weight</b>	
	<b>60.305</b> <b>60.314</b>	0.9 lbs 0.9 lbs	

## Legend


M... = metric thrust, ..M = male, F = female, G = gas pipe thrust, R = gas pipe thrust conical, QV = quick connects, SV = profile ring fitting  
D = diameter, L = length, NW = nominal width, SW = wrench size, IN = media input, OUT = media output, RS = basic position



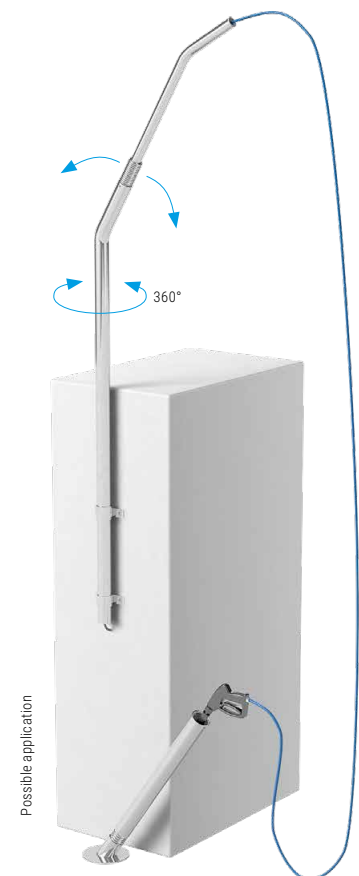
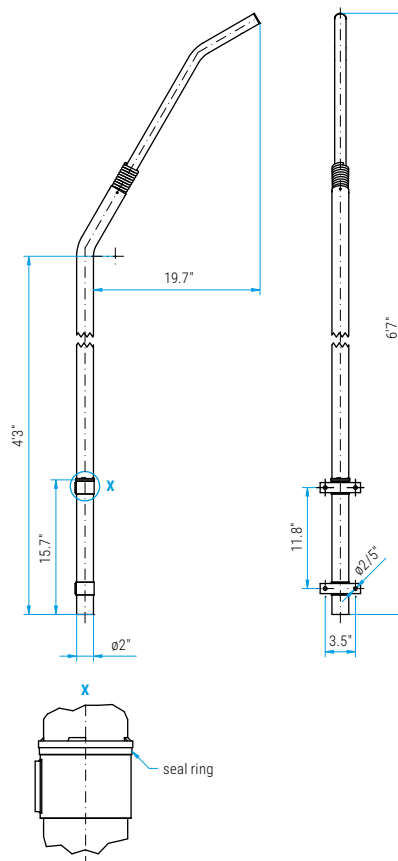
- The convenient solution for a single wash station! The 360° range of rotation and built-in tension spring take up a minimal amount of space with full range of motion. All stainless steel vertical boom, mounting brackets included.



Part No.	Length	Weight
<b>60.701</b>	6'7"	10.0 lbs
<b>60.975</b>	6'7"	10.4 lbs



60.975  
with additional spring





- ✓ Everything for one-stop shopping
- ✓ Air-System boom option
- ✓ Complete package for self-service car wash

Equip your self-service car wash with the Mosmatic bay-package. Packages contain all the components to complete your self serve bays to have that finished clean appearance and functionality.



## 2 Packages, 4 Possibilities

### Easy combine:

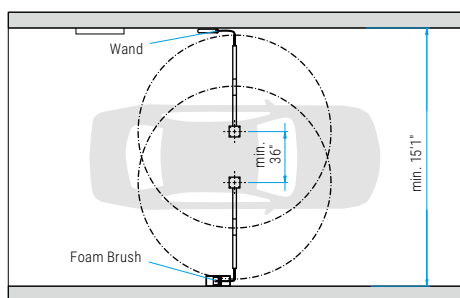
- Dual Set-up
- Triple Set-up
- Dual Set-up with MOSMATIC DRY
- Triple Set-up with MOSMATIC DRY

### Products suited for Water Recycling



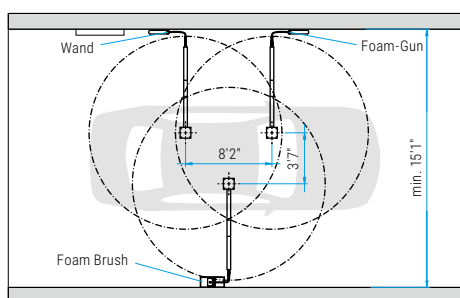
## Dual Set-up

<b>Part No.</b>	<b>65.937</b>	
<b>Contains</b>		
Part No.	Quantity	Description
65.019	2x	DKZ-Boom, 5'1", polished
26.980	1x	Wand straight, 20"/8", with nozzle guard
2507	1x	High pressure nozzle 2507
32.564	1x	DGV gun swivel, 3/8" NPTF - 3/8" NPTM
29.097	1x	Wand-Holder spring model, with recovery port, floor mounted, stainless steel
29.082	1x	HP-Gun with weep-system, 4500psi, 300°F
25.922	1x	Brush Wand straight, 41"/32", swiveling
29.027	1x	Brush-Bucket wall- and floor mounted, 2" drain plug with overflow, stainless steel
90.050	2x	Mat-holders, stainless steel
90.090	2x	HP-hose comfort, NW 1/4". 2900 psi. 140°F. length: 15'5"



## Triple Set-up

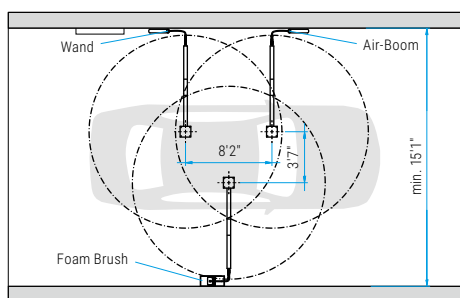
<b>Part No.</b>	<b>65.938</b>	
<b>Contains</b>		
Part No.	Quantity	Description
65.019	3x	DKZ-Boom, 5'1", polished
26.980	1x	Wand straight, 20"/8", with nozzle guard
2507	1x	High pressure nozzle 2507
32.564	1x	DGV gun swivel, 3/8" NPTF - 3/8" NPTM
29.097	1x	Wand-Holder spring model, with recovery port, floor mounted, stainless steel
29.082	1x	HP-Gun with weep-system, 4500psi, 300°F
25.922	1x	Brush Wand straight, 41"/32", swiveling
29.027	1x	Brush-Bucket wall- and floor mounted, 2" drain plug with overflow, stainless steel
29.085	1x	Foam Gun
5040	1x	High pressure nozzle 5040
29.084	1x	Foam gun holder, wall mount
90.050	2x	Mat-holders, stainless steel
90.090	2x	HP-hose comfort, NW 1/4", 2900 psi, 140°F, length: 15'5"



## MOSMATIC DRY Add-on to Dual Set-up

Part No.	60.929	
Contains		
Part No.	Quantity	Description
60.326	1x	Air-Boom 2", 5'3", Ceiling-mounted
60.314	1x	90° elbow, 2", including clamp, INOX
60.320	1x	Pulley, including clamp
60.397	1x	MOSMATIC DRY „Dryer“, wall-model, 110VAC

For a more compact installation use extension shaft 902.753.



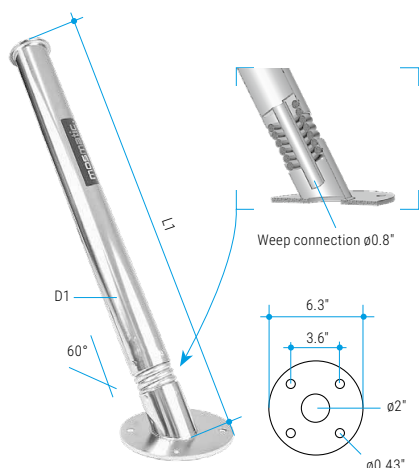
### Legend

M... = metric thrust, ..M = male, F = female, G = gas pipe thrust, R = gas pipe thrust conival, QV = quick connects, SV = profile ring fitting  
D = diameter, L = length, NW = nominal width, SW = wrench size, IN = media input, OUT = media output, RS = basic position



- ✓ High-quality workmanship
- ✓ Polished stainless steel
- ✓ Solid construction

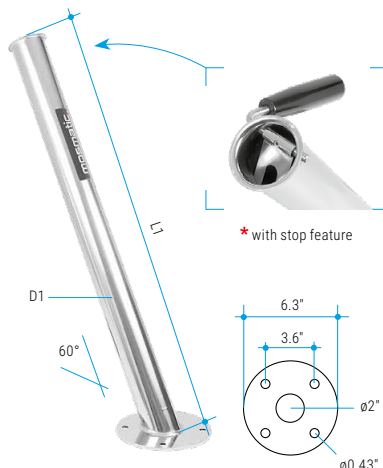
Only Mosmatic offers you such an extensive variety of wand holders. Solid construction and high quality materials enhance their function and appearance that increases the value of your wash bay.



## Wand holder

spring model, floor mounted, with weep connection

Part No.	L1	D1	Weight
29.097	27.8"	2.4"	6.8 lbs
29.121	33.7"	2.4"	8.4 lbs

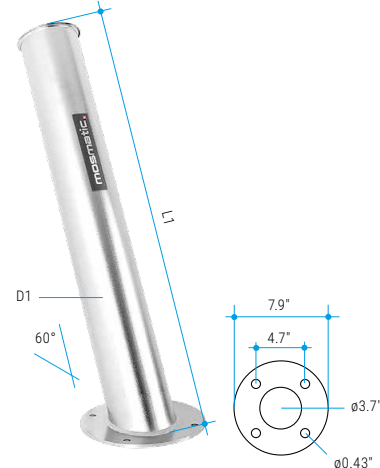


## Wand holder

with weep connection  $\phi 0.8"$ , floor mounted

Part No.	L1	D1	Weight
29.028*	29.1"	2.4"	6.0 lbs
29.113	29.1"	2.4"	5.1 lbs

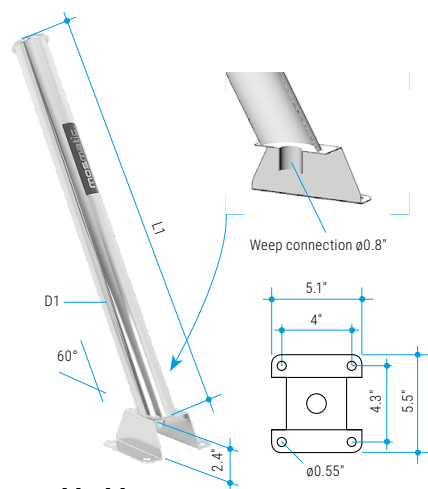
29.975 Stop feature replacement set



## Wand holder

with weep connection  $\phi 0.8"$ , floor mounted

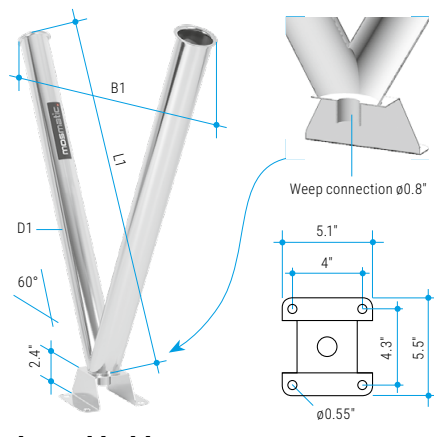
Part No.	L1	D1	Weight
29.127	28.3"	3.9"	7.9 lbs



## Wand holder

with weep connection, floor mounted

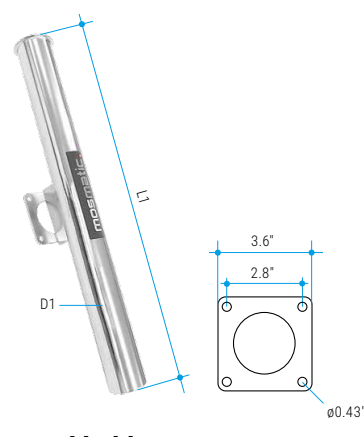
Part No.	L1	D1	Weight
29.115	29"	2.4"	4.4 lbs



## Dual wand holder

with weep connection, floor mounted

Part No.	L1	B1	D1	Weight
29.124	29"	31.5"	2.4"	8.8 lbs



## Wand holder

wall mounted

Part No.	L1	D1	Weight
29.083	23.2"	2.4"	3.7 lbs
29.128	8"	2.4"	2.0 lbs
29.143	28.3"	3.9"	7.3 lbs

### Legend

M... = metric thrust, ..M = male, F = female, G = gas pipe thrust, R = gas pipe thrust conical, QV = quick connects, SV = profile ring fitting  
D = diameter, L = length, NW = nominal width, SW = wrench size, IN = media input, OUT = media output, RS = basic position



## BRUSH BUCKET

- ✓ Polished stainless steel
- ✓ Rugged design
- ✓ Solid construction
- ✓ High-quality workmanship
- ✓ Delivered ready to install



Mosmatic Brush buckets are made of stainless steel and come complete with wash out debris collectors. The high quality workmanship and state of the art design, upgrade your wash bay both visually and functionally.



### Brush bucket

wall- and floor mounted, polished stainless steel, 2" drain


Part No.	W	H	D	Weight
29.026	13.4"	26.8"	5.6"	18 lbs



### Brush bucket

wall- and floor mounted with overflow, polished stainless steel, 2" drain

Part No.	W	H	D	Weight
29.027	13.4"	26.8"	5.6"	18.5 lbs




### Brush bucket

wall- and floor mounted with overflow, polished stainless steel, 2" drain, with a connection at the back

Part No.	W	H	D	Weight
29.114	13.4"	26.8"	6.4"	18.5 lbs



with rear overflow



### Brush holder

for all sorts of brushes, wall mounted

Part No.	W	H	D	Weight
29.030	9.8"	3.5"	3.9"	1.1 lbs


#### Legend

M... = metric thrust, ..M = male, F = female, G = gas pipe thrust, R = gas pipe thrust conical, QV = quick connects, SV = profile ring fitting  
D = diameter, L = length, NW = nominal width, SW = wrench size, IN = media input, OUT = media output, RS = basic position



- ✓ High-quality workmanship
- ✓ Polyurethane grip
- ✓ Delivered ready for installation

Mosmatic wands made of high quality stainless steel are the standard for your wash bay. The solid construction and the unique workmanship ensure longevity and value. Each wand has a modular design which allows for individual customer requirements. You choose the in-put out-put, length, grip and matching accessories to suit your needs.



## TECHNICAL DATA

Pressure	4000 psi (27.5 MPa)
Temperature	250°F
Nominal width	1/4"
Throughput medium	pH 3-12

## Mosmatic LAN-C (Classic)

Part No.	L	GL	G1	WS	DG	IN	OUT	Weight
26.980	30"	8"	straight	---	---	1/4" NPTM	G3/8" M + 1/8" NPTF	1.1 lbs
26.981	30"	8"	bent	---	---	1/4" NPTM	G3/8" M + 1/8" NPTF	1.1 lbs
26.982	41"	32"	straight	---	---	1/4" NPTM	G3/8" M + 1/8" NPTF	1.4 lbs
26.983	41"	32"	bent	---	---	1/4" NPTM	G3/8" M + 1/8" NPTF	1.4 lbs

25.905	37.5"	32"	bent	---	---	1/4" NPTM	1/2" NPTM	1.5 lbs
25.906	37.5"	32"	bent	---	---	1/4" NPTF	1/2" NPTM	1.5 lbs
25.907	37.5"	32"	bent	---	---	3/8" NPTM	1/2" NPTM	1.5 lbs
25.908	37.5"	32"	bent	---	---	3/8" NPTF	1/2" NPTM	1.5 lbs
25.909	37.5"	32"	bent	---	---	1/2" NPTM	1/2" NPTM	1.6 lbs
25.910	37.5"	32"	bent	---	---	1/2" NPTF	1/2" NPTM	1.6 lbs

L = total length, GL = grip length, Nozzles not included.

## Mosmatic LAN-P (Pro)

Part No.	L	GL	G1	WS	DG	IN	OUT	Weight
28.520	24"	12"	straight	---	---	G3/8" F	1/4" NPTF	2.2 lbs
28.521	24"	12"	bent	---	---	G3/8" F	1/4" NPTF	2.2 lbs
28.522	24"	12"	straight	yes	---	G3/8" F	1/4" NPTF	2.2 lbs
28.523	24"	12"	bent	yes	---	G3/8" F	1/4" NPTF	2.2 lbs
28.524	24"	12"	straight	yes	yes	G3/8" F	1/4" NPTF	2.5 lbs
28.525	24"	12"	bent	yes	yes	G3/8" F	1/4" NPTF	2.5 lbs
28.530	39"	28"	straight	---	---	G3/8" F	1/4" NPTF	3.1 lbs
28.531	39"	28"	bent	---	---	G3/8" F	1/4" NPTF	3.1 lbs
28.532	39"	28"	straight	yes	---	G3/8" F	1/4" NPTF	3.1 lbs
28.533	39"	28"	bent	yes	---	G3/8" F	1/4" NPTF	3.1 lbs
28.534	39"	28"	straight	yes	yes	G3/8" F	1/4" NPTF	3.4 lbs
28.535	39"	28"	bent	yes	yes	G3/8" F	1/4" NPTF	3.4 lbs

L = total length (without HP-Gun), GL = grip length, Nozzles not included.

## Mosmatic LAN-P (Pro)

Part No.	L	GL	G1	WS	DG	IN	OUT	Weight
904.098	13"	12"	straight	---	---	1/4" NPTM	1/4" NPTM	0.7 lbs
902.917	24"	12"	straight	---	---	1/4" NPTM	1/4" NPTM	0.9 lbs
902.964	24"	12"	bent	---	---	1/4" NPTM	1/4" NPTM	0.9 lbs
903.655	28"	12"	straight	---	---	1/4" NPTM	1/4" NPTM	0.9 lbs
902.982	28"	12"	bent	---	---	1/4" NPTM	1/4" NPTM	0.9 lbs
903.118	35"	28"	straight	---	---	1/4" NPTM	1/4" NPTM	1.8 lbs
904.848	35"	28"	bent	---	---	1/4" NPTM	1/4" NPTM	1.8 lbs
902.918	39"	12"	straight	---	---	1/4" NPTM	1/4" NPTM	1.3 lbs
902.981	39"	12"	bent	---	---	1/4" NPTM	1/4" NPTM	1.3 lbs

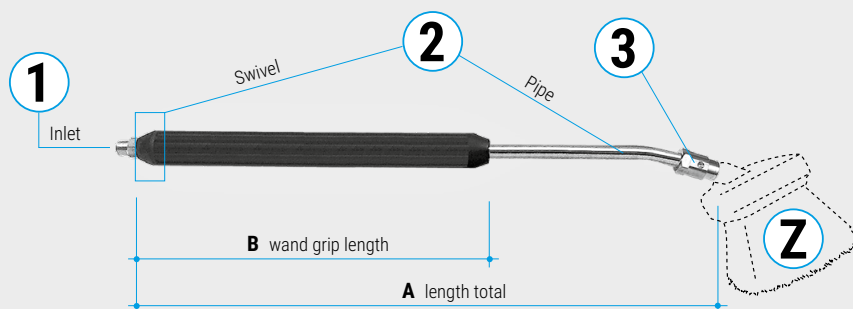
L = total length, GL = grip length, Nozzles not included.







## INDIVIDUAL WANDS

- ✓ **Customize to your needs**
- ✓ **Quality craftsmanship**

Design your personal high pressure wand. Simply choose the in-put out-put, length, grip and matching accessories to suit your needs. Follow the steps 1, 2 and 3 to get the correct part number.















1	Inlet	No.
	M21 x 1.5 F	21.
	M22 x 1.5 F	22.
	conical 3/8" NPTM	25.
	conical 1/4" NPTM	26.

2		Pipe straight		Pipe bent	
		without Swivel	with Swivel	without Swivel	with Swivel
		No.	No.	No.	No.
Other versions or sizes upon request	A 10" B 8"	01	41	-	-
	14" 8"	02	42	22	62
	20" 8"	03	43	23	63
	26" 16"	04	44	24	64
	30" 16"	05	45	25	65
	34" 16"	06	46	26	66
	34" 32"	07	47	-	-
	38" 16"	08	48	28	68
	38" 32"	09	49	29	69
	41" 16"	10	50	30	70
	41" 32"	11	51	31	71
	50" 40"	12	52	32	72
	60" 51"	13	53	33	73
	70" 51"	14	54	34	74
	80" 72"	15	55	35	75

**Your Part No.**



3	Outlet	No.
	Nozzle socket 1/8"NPTF for locking-screw	0
	Nozzle socket 1/8"NPTF for snap-lock	1
	Nozzle socket 1/4"NPTF for locking-screw	2
	Nozzle socket 1/4"NPTF for snap-lock	3
	R1/4" M (R=conical)	4
	Foam injector 0.1" R1/4" M (R=conical)	5
	Nozzle socket G3/8" M 1/8"NPTF	6
	Nozzle socket 0.63" 1/4"NPTF	7

Z	Suitable Accessories				
29.001		29.002		29.003	
29.006		29.002		29.003	
29.001		29.003			
29.006		29.003			
29.007					
29.007					
29.010					
29.010					

Nozzles not included.

### Legend

M... = metric thrust, ..M = male, F = female, G = gas pipe thrust, R = gas pipe thrust conical, QV = quick connects, SV = profile ring fitting  
D = diameter, L = length, NW = nominal width, SW = wrench size, IN = media input, OUT = media output, RS = basic position





## WAND WITH FILTER SIEVE

- ✓ High-quality craftsmanship
- ✓ Polyurethane grip
- ✓ Optimal for recycled water




The high quality stainless steel Mosmatic wand with integrated filter. Ideal for an application not using a high pressure gun, connecting the hose directly to the wand.



### Mosmatic LAS-C (Classic-Wand with filter sieve, hard plastic handle)

Part No.	L	IN	OUT	Weight
28.201	10"	1/4" NPTM	G3/8" M + 1/8" NPTF	1.0 lbs
28.202	14"	1/4" NPTM	G3/8" M + 1/8" NPTF	1.0 lbs
28.203	20"	1/4" NPTM	G3/8" M + 1/8" NPTF	1.1 lbs
28.204	26"	1/4" NPTM	G3/8" M + 1/8" NPTF	1.1 lbs
28.205	30"	1/4" NPTM	G3/8" M + 1/8" NPTF	1.3 lbs
28.206	34"	1/4" NPTM	G3/8" M + 1/8" NPTF	1.3 lbs
28.251	10"	3/8" NPTM	G3/8" M + 1/8" NPTF	1.0 lbs
28.252	14"	3/8" NPTM	G3/8" M + 1/8" NPTF	1.0 lbs
28.253	20"	3/8" NPTM	G3/8" M + 1/8" NPTF	1.1 lbs
28.254	26"	3/8" NPTM	G3/8" M + 1/8" NPTF	1.3 lbs
28.255	30"	3/8" NPTM	G3/8" M + 1/8" NPTF	1.3 lbs
28.256	34"	3/8" NPTM	G3/8" M + 1/8" NPTF	1.3 lbs
28.301	10"	1/4" NPTM	1/4" NPTF	1.0 lbs
28.302	14"	1/4" NPTM	1/4" NPTF	1.0 lbs
28.303	20"	1/4" NPTM	1/4" NPTF	1.1 lbs
28.304	26"	1/4" NPTM	1/4" NPTF	1.1 lbs
28.305	30"	1/4" NPTM	1/4" NPTF	1.3 lbs
28.306	34"	1/4" NPTM	1/4" NPTF	1.3 lbs
28.351	10"	3/8" NPTM	1/4" NPTF	1.0 lbs
28.352	14"	3/8" NPTM	1/4" NPTF	1.0 lbs
28.353	20"	3/8" NPTM	1/4" NPTF	1.1 lbs
28.354	26"	3/8" NPTM	1/4" NPTF	1.3 lbs
28.355	30"	3/8" NPTM	1/4" NPTF	1.3 lbs
28.356	34"	3/8" NPTM	1/4" NPTF	1.3 lbs

L = total length, Nozzles not included.



### Mosmatic LAH-C (Classic-Wand with filter, Polyurethane - molded soft handle)

Part No.	L	IN	OUT	Weight
28.404	26"	G3/8" F	G3/8" M + 1/8" NPTF	1.1 lbs
28.414	26"	G3/8" F	G3/8" M + 1/4" NPTF	1.1 lbs
28.405	30"	G3/8" F	G3/8" M + 1/8" NPTF	1.1 lbs
28.415	30"	G3/8" F	G3/8" M + 1/4" NPTF	1.1 lbs

L = total length

100 pieces or more available with red or blue handles. Nozzles not included.

#### TECHNICAL DATA

Pressure	4000 psi (27.5 MPa)
Temperature	250°F
Nominal width	1/4"
Throughput medium	pH 3-12

#### Legend

M... = metric thrust, ..M = male, F = female, G = gas pipe thrust, R = gas pipe thrust conical, QV = quick connects, SV = profile ring fitting  
D = diameter, L = length, NW = nominal width, SW = wrench size, IN = media input, OUT = media output, RS = basic position



- ✓ Perfect for self-service car wash
- ✓ Ergonomic design and easy handling
- ✓ Intensive cleaning also in the food industry



Mosmatic Foam Accessories are a great opportunity to complement your existing wash program with another lucrative option. You can choose between different options or combine the components yourself. The cleaning power of foam is also ideal for the food industry. Foam covering allows for better cleaning results, with more concentrated chemical saturation.



## Foam Wand (black)

Part No.	L	WA	IN	Nozzle size	Weight
29.123	28"	20"	G3/8" F	1.6	2.4 lbs

L = total length, WA = lance length

The foam wand is an ideal complement for special cleaning and facility management. The foam nozzle with air injector produces an optimal foam consistency. This guarantees an easy and quick removal of dirt.



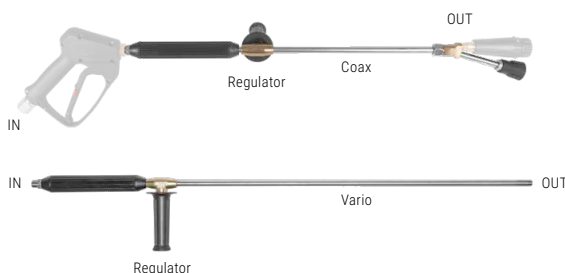
## Coax Wand

Part No.	L	IN	OUT	Weight
24.970	30"	1/4" NPTM	2x 1/8" NPTF	2.2 lbs

L = total length, please order HP-Nozzle, HP-Gun and Foam Head separately.

The Coax Wand is a 2 in 1 product. It allows to switch between High Pressure and Foam simply through a quarter turn on the attached handle. To be able to use the foam-option, an additional chemical regulator (Part No. 90.087 or 90.097) needs to be installed on the High Pressure pump to create foam.

The Vario Wand can be adjusted on the regulator. So you always wash with the desired amount of water.



## Vario Wand

Part No.	L	IN	OUT	Weight
24.978	39"	1/4" NPTM	1/4" NPTM	2.0 lbs


L = total length

## Chemical Regulator

with metering valve

Part No.	L	IN/OUT	Fitting	Size	Weight
90.087	6'7"	M22	brass	1.6	2.0 lbs
90.097	6'7"	M22	stainless steel	1.6	2.0 lbs

The completely stainless steel regulator easily installs between your pressure washer and your high pressure hose. Adjust the chemical dial to determine between thick and thin layers of foam coverage.



## Foam Head

Nozzle attachment for normal HP-wands.

Part No.	Material	Color	L	IN	Size	Weight
29.122	brass	black	5"	G1/4" F	1.6	0.3 lbs
29.129	stainless steel	blue	7"	G1/4" F	1.9	0.4 lbs
29.139	brass	black	7"	G1/4" F	1.6	0.4 lbs

Mount the Mosmatic foam head to any existing spray wand. Adjustable flat spray nozzle allows quick adjustment for different foam applications.



### Legend

M... = metric thrust, ..M = male, F = female, G = gas pipe thrust, R = gas pipe thrust conival, QV = quick connects, SV = profile ring fitting  
D = diameter, L = length, NW = nominal width, SW = wrench size, IN = media input, OUT = media output, RS = basic position

### TECHNICAL DATA

Pressure	4500 psi (31 MPa)
Temperature	212°F
Throughput	max. 12 gpm
Throughput medium	pH 3-12



- ✓ Natural hogs hair (2.4")
- ✓ Rugged design
- ✓ Solid construction
- ✓ Polyurethane grip
- ✓ Delivered ready to install

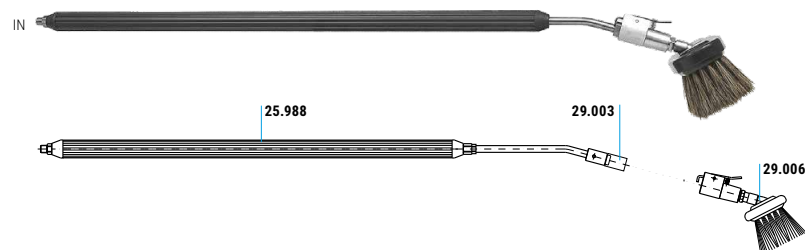
Make Mosmatic foam brush the standard in your wash bay. The solid construction and the unique workmanship ensure longevity and value. Each foam brush has a modular design which allows for individual customer requirements. You choose the in-put out-put, the length of the wand and the protective tube as the matching accessories.



## Mosmatic B-LAN-C (Classic)

Part No.	L	GL	DG	IN	Weight
25.902	41"	32"	---	3/8" NPTF	2.9 lbs
25.922	41"	32"	yes	3/8" NPTF	3.4 lbs
25.903	50"	40"	---	3/8" NPTF	3.4 lbs
25.923	50"	40"	yes	3/8" NPTF	3.7 lbs

L = total length, GL = grip length



## Mosmatic B-LAN-C (Classic foam brush for snap lock systems)

Part No.	L	GL	DS	IN	Weight
25.988	38"	32"	yes	3/8" NPTM	1.9 lbs

L = total length, GL = grip length, DS = Nozzle guard incl.  
Nozzles not included

29.003	Nozzle guard	0.008 lbs
29.006	Brush head complete with snap-lock feature	2.5 lbs



## Mosmatic B-LAN-P (Pro)

Part No.	L	GL	WS	DG	IN	Weight
28.540	24"	12"	---	---	G3/8" F	3.8 lbs
28.541	24"	12"	yes	---	G3/8" F	3.8 lbs
28.542	24"	12"	yes	yes	G3/8" F	3.8 lbs
28.545	40"	28"	---	---	G3/8" F	4.7 lbs
28.546	40"	28"	yes	---	G3/8" F	4.7 lbs
28.547	40"	28"	yes	yes	G3/8" F	4.7 lbs

L = total length (without HP-Gun), GL = grip length

## TECHNICAL DATA

Pressure	4000 psi (27.5 MPa)
Temperature	250°F
Nominal width	1/4"
Throughput medium	pH 3-12

## Legend

M... = metric thrust, ..M = male, F = female, G = gas pipe thrust, R = gas pipe thrust conical, QV = quick connects, SV = profile ring fitting  
D = diameter, L = length, NW = nominal width, SW = wrench size, IN = media input, OUT = media output, RS = basic position

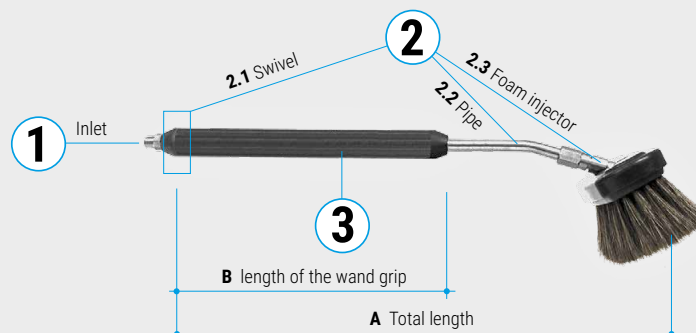


# INDIVIDUAL FOAM BRUSHES

- ✓ Complete wands with brush head
- ✓ Natural hogs hair (2.4")
- ✓ Delivered ready for installation



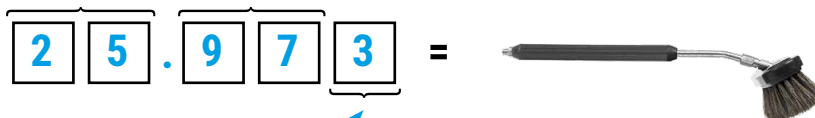
Customize Mosmatic brushes to your unique application. Simply choose your in-put out-put and desired components by following steps 1-3 to get your part number.



1	Inlet	No.
		21.
		22.
	conical 	25.
		26.

2.1	2.2	2.3	No.
Swivel	Pipe	Foam injector	
without	straight	without	90
without	bent	without	91
without	straight	with	94
without	bent	with	95
with	straight	without	92
with	bent	without	93
with	straight	with	96
with	bent	with	97

Your Part No.



3	A	B	No.
	36"	24"	1 (only bent)
	36"	32"	1 (only straight)
	41"	32"	2
	50"	40"	3
	60"	51"	4
	70"	51"	5
	80"	72"	6
	100"	72"	7

## Legend

M... = metric thrust, ..M = male, F = female, G = gas pipe thrust, R = gas pipe thrust conical, QV = quick connects, SV = profile ring fitting  
D = diameter, L = length, NW = nominal width, SW = wrench size, IN = media input, OUT = media output, RS = basic position



## FLEX-BRUSH WAND

- ✓ Minimum working pressure 40 psi
- ✓ Minimum flow ratio 1.32 gpm
- ✓ Natural hogs hair
- ✓ Suitable for weep system
- ✓ Available in multiple lengths
- ✓ Available with built-in swivel



The Mosmatic Flex-Brush Wand provides an additional function when compared to all standard brushes. Directly in front of the head is a mechanism, which slackens the brush head when not under pressure. Increase the pressure and the head solidifies. The Flex-Brush Wand only works under pressure. The pressure build-up occurs by adding coins in the coin box. Durable lightweight construction makes it easy to use while giving you added savings of a longer lasting brush head. The triple foam wash cycle can not be used with the Flex-Brush Wand.

## NOT AVAILABLE IN USA



### F-LAN (40 - 150 psi, minimum 1.32 gpm)

Part No.	L	IN	Foam injector	DG	Handle	Weight
27.102	39"	R1/4" M	yes	---	---	3.9 lbs
27.103	51"	R1/4" M	yes	---	---	4.4 lbs
27.122	39"	G1/4" M	yes	yes	---	4.2 lbs
27.123	51"	G1/4" M	yes	yes	---	4.6 lbs
27.302	47"	G1/4" M	yes	---	yes	4.4 lbs
27.303	59"	G1/4" M	yes	---	yes	5.0 lbs
27.322	47"	G1/4" M	yes	yes	yes	4.7 lbs
27.323	59"	G1/4" M	yes	yes	yes	5.3 lbs

L = total length

### F-LAN HD (150 - 1200 psi, minimum 2.38 gpm)

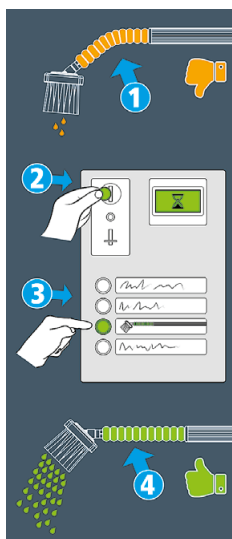
Part No.	L	IN	Foam injector	DG	Handle	Weight
27.107	39"	R1/4" M	yes	---	---	3.9 lbs
27.108	51"	R1/4" M	yes	---	---	4.4 lbs
27.127	39"	G1/4" M	yes	yes	---	4.2 lbs
27.128	51"	G1/4" M	yes	yes	---	4.6 lbs
27.307	47"	G1/4" M	yes	---	yes	4.4 lbs
27.308	59"	G1/4" M	yes	---	yes	5.0 lbs
27.327	47"	G1/4" M	yes	yes	yes	4.7 lbs
27.328	59"	G1/4" M	yes	yes	yes	5.3 lbs

L = total length

## Instruction Board

This instruction board explains the concept of the Flex-Brush Wand. It clarifies that the Flex-Brush Wand only works with a paid program. Install the board close to Flex-Brush Wand for visual instruction.

Part No.	Width	Height	Material	Weight
902.999	12"	28"	0.08" Forex	0.7 lbs




### TECHNICAL DATA


Pressure	40 - 1200 psi (0.25 - 8 MPa)
Temperature	250°F
Nominal width	1/4"
Throughput medium	pH 3-12


### Legend



M... = metric thrust, ..M = male, F = female, G = gas pipe thrust, R = gas pipe thrust conical, QV = quick connects, SV = profile ring fitting  
D = diameter, L = length, NW = nominal width, SW = wrench size, IN = media input, OUT = media output, RS = basic position





Brush	Part No.	Weight	
2.4" Hogs hair	<b>29.011</b>	0.6 lbs	
3.5" Hogs hair	<b>29.065</b>	0.7 lbs	


Brush Body	Part No.	Weight	
Stainless steel, incl. 2x M5x12 bolts, IN G1/4" F	<b>29.012</b>	0.5 lbs	
Stainless steel, incl. 2x M5x12 bolts, IN 1/2" NPTF	<b>29.138</b>	0.7 lbs	


Brush Guard	Part No.	Weight	
neutral, plastic, black	<b>29.013</b>	0.2 lbs	


Brush Head Complete	Part No.	Weight	
2.4" Hogs hair, with locking-bolt	<b>29.001</b>	1.6 lbs	
2.4" Hogs hair, with snap-lock feature	<b>29.006</b>	1.8 lbs	
2.4" Hogs hair, IN G1/4" F	<b>29.007</b>	1.3 lbs	
3.5" Hogs hair, IN G1/4" F	<b>29.064</b>	1.4 lbs	
2.4" Hogs hair, IN 1/2" NPTF	<b>29.151</b>	1.5 lbs	
3.5" Hogs hair, IN 1/2" NPTF	<b>29.152</b>	1.6 lbs	


Brush Holder	Part No.	Weight	
stainless, with locking-bolt	<b>29.014</b>	0.4 lbs	


Brush Holder	Part No.	Weight	
for all sorts of brushes, wall mounted	<b>29.030</b>	1.1 lbs	


Foam Injector	Part No.	Weight	
ø0.1", G1/4" F - R1/4" M 90 psi 2.4 gpm, 1450 psi 9 gpm	<b>29.020</b>	0.1 lbs	
ø0.1", M12x1 F - R1/4" M 90 psi 2.4 gpm, 1450 psi 9 gpm	<b>29.021</b>	0.1 lbs	
ø0.06", G1/4" F - R1/4" M 90 psi 0.8 gpm, 1450 psi 3.5 gpm	<b>29.060</b>	0.1 lbs	


Hand Grip	Part No.	Weight	
PP hand grip - ergonomically			
IN 1/4" NPTM, OUT 1/4" NPTF	<b>29.070</b>	0.7 lbs	
IN 3/8" NPTF, OUT 1/8" NPTF	<b>29.085</b>	0.7 lbs	
IN G1/4" M, OUT 1/8" NPTF	<b>29.095</b>	0.7 lbs	

Handle	Part No.	Weight	
with filter sieve, hard plastic			
IN G1/4" M, OUT M12 x 1 F	<b>29.801</b>	0.7 lbs	
IN G3/8" M, OUT M12 x 1 F	<b>29.802</b>	0.7 lbs	
IN G1/4" M, OUT G1/4" F	<b>29.803</b>	0.7 lbs	
Replacement filter sieve	<b>29.023</b>	0.1 oz	


Adaptor for LAN-P	Part No.	Weight	
SW0.78", ø1.5"	<b>904.097</b>	0.02 lbs	



Handle Holder	Part No.	Weight	
ø2.4", L=7.9"	<b>29.128</b>	2.0 lbs	




HP Hose Comfort	Part No.	Weight	
NW 3/8", lightweight construction, inner core PES			
12', IN 3/8" NPTM, OUT 3/8" NPTM	<b>90.089</b>	1.1 lbs	
14', IN 3/8" NPTM, OUT 3/8" NPTM	<b>90.088</b>	1.3 lbs	
16', IN 3/8" NPTM, OUT 3/8" NPTM	<b>90.090</b>	1.3 lbs	


Mosmatic HP Gun «Nano»	Part No.	Weight	
4000 psi, 300°F, weep IN 3/8" NPTF, OUT 1/4" NPTF	<b>29.082</b>	1.8 lbs	

More products see HP Gun page.


Mosmatic Mat holder	Part No.	Weight	
for wall mounting, INOX	<b>90.050</b>	1.0 lbs	

Nozzle guard	Part No.	Weight	
plug on ø0.6" & G3/8"	<b>29.010</b>	0.02 lbs	
for 1/8" NPT, SW 1/2"	<b>29.002</b>	0.02 lbs	
for 1/8" & 1/4" NPT	<b>29.003</b>	0.02 lbs	


Nozzle Socket	Part No.	Weight	
for locking-screw SW 3/4" IN G1/4" F, OUT 1/8" NPTF	<b>29.016</b>	0.1 lbs	
for locking-screw SW 3/4" IN G1/4" F, OUT 1/4" NPTF	<b>29.017</b>	0.1 lbs	
for snap-lock SW 3/4" IN G1/4" F, OUT 1/8" NPTF	<b>29.018</b>	0.2 lbs	
for snap-lock SW 3/4" IN G1/4" F, OUT 1/4" NPTF	<b>29.019</b>	0.2 lbs	
ø0.6", IN M12x1 F, OUT 1/8" NPTF + G3/8" M	<b>29.042</b>	0.06 lbs	


Nozzles	Part No.	Weight	
for foam brush 1/8" NPT	<b>xx.xxx</b>	0.02 lbs	
for HP wand	<b>xx.xxx</b>	0.02 lbs	


More products see nozzle page.

OEM Wands	Part No.	Weight	
LAN-P, 23.6"/11.8", IN: 3/8" NPTF	<b>28.722</b>	2.4 lbs	
B-LAN-P, 37.4"/27.6", IN: 3/8" NPTF	<b>28.748</b>	4.0 lbs	




Sign for F-LAN	Part No.	Weight	
11.8"/27.6"/0.08", Forex	<b>902.999</b>	0.7 lbs	


Snap-Lock Feature	Part No.	Weight	
stainless, aluminium, G1/4" M	<b>29.015</b>	0.4 lbs	


Splash Guard Flexible	Part No.	Weight	
9.4"/2.9"/1.1", bracket version round	<b>90.077</b>	0.2 lbs	


More products see splash guard page.


Swivel for HP Wand	Part No.	Weight	
IN 3/8" NPTM, OUT 3/8" NPTF	<b>32.564</b>	0.7 lbs	






More products see swivel pages.

DGV Heat Shield	Part No.	Weight	
PA, black, screw included, minimum order quantity 15 pcs	<b>28.973</b>	0.08 lbs	

Wand Holder bracket	Part No.	Weight	
for wall mounting suitable for 29.097 / 29.028 / 29.113 29.121, size 6.3"/6.3"/6.3"	<b>29.099</b>	4.2 lbs	

Wands	Part No.	Weight	
chemical spray wand, swiveling, 35.4", IN G1/4" M, max. 120°F, max. 360 psi, max. 8 gpm	<b>28.560</b>	0.8 lbs	
Koax spray pipe, 39" IN M21x1.5 F, OUT 2x 1/8" NPTF	<b>16219</b>	2.4 lbs	
Vario spray pipe, 39" IN M21x1.5 F, OUT 1x 1/8" NPTF	<b>16227</b>	2.0 lbs	

Weep System	Part No.	Weight	
closure pressure ~70-120 psi flow rate ~0.25 gpm at ~58 psi			
ø0.4", 90 psi 2.4 gpm, 1500 psi 9.0 gpm	<b>29.031</b>	0.1 lbs	
ø0.3", 90 psi 0.8 gpm, 1500 psi 3.4 gpm	<b>29.032</b>	0.1 lbs	


Wheelblaster Pro	Part No.	Weight	
Extension for stand pole, 39"	<b>84.907</b>	13.2 lbs	
Stand pole, 39"	<b>903.986</b>	15.7 lbs	
Cleaning head, ø5.5", 4"/4" IN 3/8" NPTF	<b>84.586</b>	9.3 lbs	
Cleaning head, ø10", 6"/6" IN 3/8" NPTF	<b>84.596</b>	11.2 lbs	
Stabilizer nozzle, 1/4" NPTM, 3.7"	<b>14.901</b>	0.2 lbs	
Stabilizer nozzle, 1/8" NPTM, 3.7"	<b>14.902</b>	0.2 lbs	



- ✓ Polished stainless steel
- ✓ With mounting plate
- ✓ 4 nozzles inlets
- ✓ High quality swivel



Mosmatic Wheelblasters are a versatile and highly effective cleaning solution for almost any style vehicle or equipment cleaning. The rotation speed is determined by the water and pressure which drives the rotor arm. These products are mainly found in automatic car wash facilities in the area of tire/rim and rocker panel cleaning. It is an efficient and reliable touch free method of achieving optimal cleaning results.



## WBL ø21"

Part No.	Swivel	Rotor Arm	Weight
<b>84.504</b>	DYF	16"/10"	15.8 lbs
<b>84.514</b>	DYF	18.5"/14"	16.1 lbs
<b>84.509</b>	DYT	16"/10"	18.5 lbs
<b>84.519</b>	DYT	18.5"/14"	18.7 lbs

Requires 4x HP nozzles, please order separate

DYF: triple-bearing system, DYT: quadruple bearing system

## TECHNICAL DATA

<b>Pressure</b>	4000 psi (27.5 MPa)
<b>Temperature</b>	250°F
<b>RPM</b>	up to 2000 rpm
<b>Water connection</b>	3/8" NPTF
<b>Nozzle connection</b>	4x 1/8" NPTF
<b>Throughput medium</b>	pH 3-12

## Legend

M... = metric thrust, ..M = male, F = female, G = gas pipe thrust, R = gas pipe thrust conical, QV = quick connects, SV = profile ring fitting  
D = diameter, L = length, NW = nominal width, SW = wrench size, IN = media input, OUT = media output, RS = basic position





# WHEELBLASTER COMPACT



- ✓ Equipped with stabilizer nozzles
- ✓ Assembly on both sides possible
- ✓ Flexible installation options
- ✓ Adjustable spray direction
- ✓ Polished stainless steel (INOX)



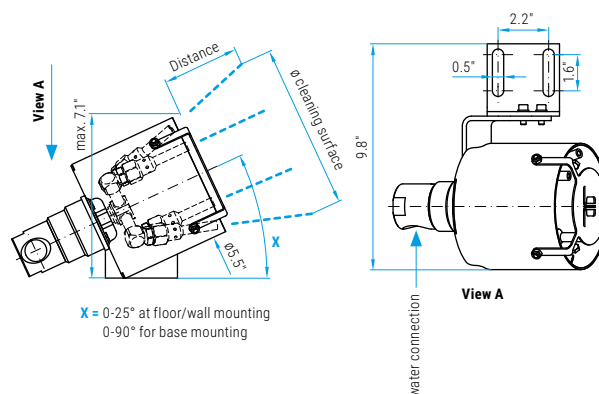
Due to the compact design, this wheelblaster is ideal for installs where there is only limited space. The unit comes equipped with four stabilizer nozzles. These stabilizer nozzles increase distance and impact and the spray direction is adjustable to achieve optimal cleaning. Choose the correct EG nozzle to match your pump.



## WBC

Part No.	Swivel	IN	Rotor arm	Stabilizer Nozzles	Insert Nozzle	Weight
<b>84.607</b>	DYTIs	3/8"NPTF	4"/4"	4x 14.902	---*	9.0 lbs
<b>84.608</b>	DYTIs	1/2"NPTF	4"/4"	4x 14.902	---*	9.0 lbs
<b>84.609</b>	DYTIs	3/4"NPTF	4"/4"	4x 14.902	---*	9.3 lbs

\* Requires 4x EG-nozzles, according to your pump specifications



## Action diameter

Distance	Cleaning surface
10"	12"
20"	20"
30"	28"
40"	33"



## Stabilizer Nozzle

(without insert nozzle)

Part No.	IN
<b>14.902</b>	1/8" NPTM

## TECHNICAL DATA


<b>Pressure</b>	4000 psi (27.5 MPa)
<b>Temperature</b>	250°F
<b>RPM</b>	up to 2000 rpm
<b>Throughput medium</b>	pH 3-12

## Legend

M... = metric thrust, ..M = male, F = female, G = gas pipe thrust, R = gas pipe thrust conical, QV = quick connects, SV = profile ring fitting  
D = diameter, L = length, NW = nominal width, SW = wrench size, IN = media input, OUT = media output, RS = basic position



- ✓ Polished stainless steel
- ✓ Equipped with stabilizer nozzles
- ✓ Seamless height and angle adjustable
- ✓ Multiple cleaning heads can be installed
- ✓ High impact at distance



## WBP with Stand

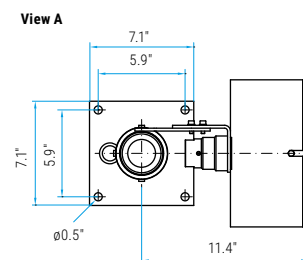
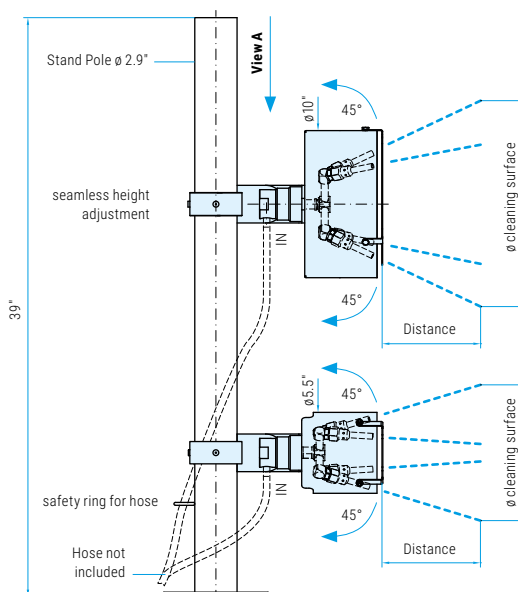
Part No.	Swivel	IN	Diameter	Rotor arm	Stabilizer Nozzles	Insert Nozzle	Weight
<b>84.546</b>	DYTIs	3/8"NPTF	ø10"	6"6"	4x 14.901	---*	27.0 lbs

\* Requires 4x EG-nozzles, according to your pump specifications

## WBP without Stand

Part No.	Swivel	IN	Diameter	Rotor arm	Stabilizer Nozzles	Insert Nozzle	Weight
<b>84.586</b>	DYTIs	3/8"NPTF	ø5.5"	4"4"	4x 14.902	---*	9.3 lbs
<b>84.587</b>	DYTIs	1/2"NPTF	ø5.5"	4"4"	4x 14.902	---*	9.3 lbs
<b>84.588</b>	DYTIs	3/4"NPTF	ø5.5"	4"4"	4x 14.902	---*	9.5 lbs
<b>84.589</b>	DYF	3/8"NPTF	ø5.5"	4"	2x 14.902	---**	7.5 lbs
<b>84.596</b>	DYTIs	3/8"NPTF	ø10"	6"6"	4x 14.901	---*	11.2 lbs
<b>84.597</b>	DYTIs	1/2"NPTF	ø10"	6"6"	4x 14.901	---*	11.2 lbs
<b>84.598</b>	DYTIs	3/4"NPTF	ø10"	6"6"	4x 14.901	---*	11.5 lbs
<b>84.599</b>	DYF	3/8"NPTF	ø10"	6"	2x 14.901	---**	11.0 lbs

\* Requires 4x EG-nozzles, \*\* Requires 2x EG-nozzles, according to your pump specifications



## Action diameter

Distance	Cleaning surface ø10"	Cleaning surface ø5.5"
10"	18"	12"
20"	28"	20"
30"	38"	28"
40"	48"	33"

## Extension

Part No.	Length	Weight
<b>84.907</b>	39"	13.2 lbs

## Stand Pole

Part No.	Length	Weight
<b>903.986</b>	39"	16.0 lbs

## TECHNICAL DATA

<b>Pressure</b>	4000 psi (27.5 MPa)
<b>Temperature</b>	250°F
<b>RPM</b>	up to 2000 rpm
<b>Throughput medium</b>	pH 3-12

## Legend

M... = metric thrust, ..M = male, F = female, G = gas pipe thrust, R = gas pipe thrust conival, QV = quick connects, SV = profile ring fitting  
D = diameter, L = length, NW = nominal width, SW = wrench size, IN = media input, OUT = media output, RS = basic position



## UNDERCARRIAGE CLEANER STATIONARY

- ✓ Compact and solid construction
- ✓ Equipped with stabilizer nozzles
- ✓ Modular design



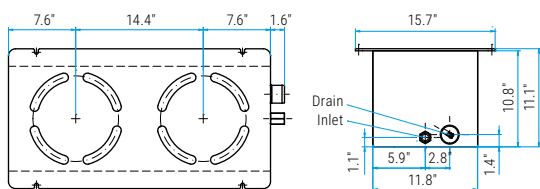
The TUW stationary is perfect for fixed ramp over or sub-floor undercarriage wash systems. Industrial grade stainless plates and boxes come complete with quad bearing swivels and welded balanced rotor arms. The high lift wash design removes heavy debris and cleans without damage to the vehicles undercarriage. Whether a new install or system upgrade this is sure to impress.



### TUWs

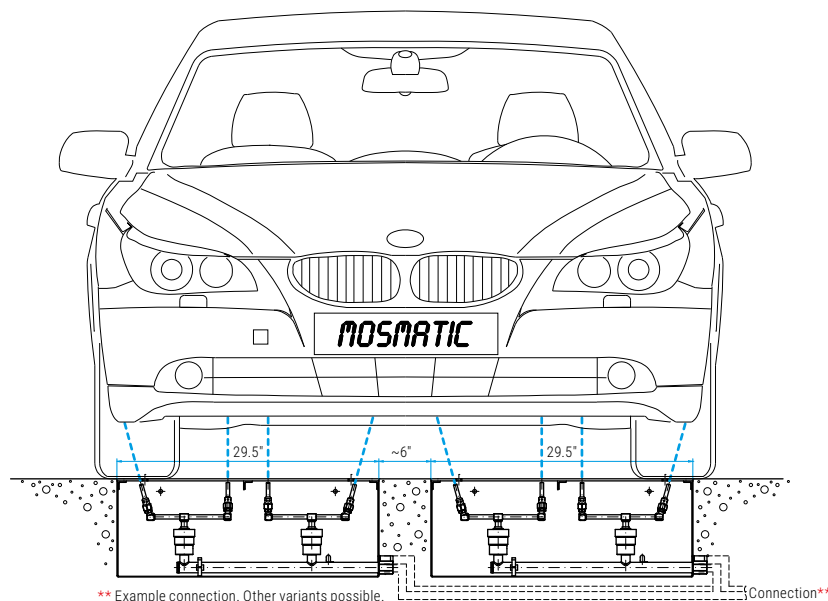
Part No.	Dimensions (L/W/H)	Weight	Swivels	Rotor arms	Stabilizer Nozzles	Nozzles
80.640	29.5"x11.8"x10.8"	70.5 lbs	2x DYT	8"/10"	4x 14.901	---*

\* Requires 4x EG-nozzles, according to your pump specifications



### Action diameter

Distance from ground	Cleaning surface
4"	ø 13"
8"	ø 16"
12"	ø 18"



### Stabilizer Nozzle

(without insert nozzle)

Part No.	IN
14.901	1/4" NPTM

### TECHNICAL DATA

Pressure	4000 psi (27.5 MPa)
Temperature	250°F
RPM	up to 2000 rpm
Body	29.5"x11.8"x10.8"
Water connection	3/4" NPTF
Water drain	2"
Throughput medium	pH 3-12

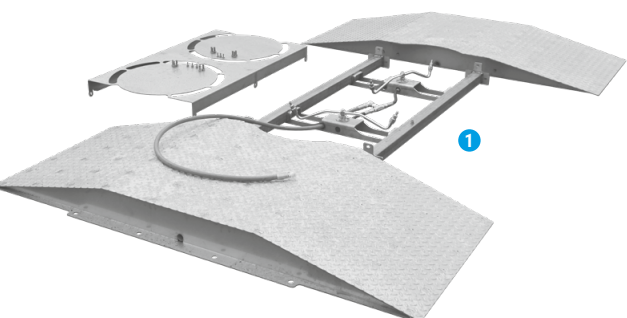
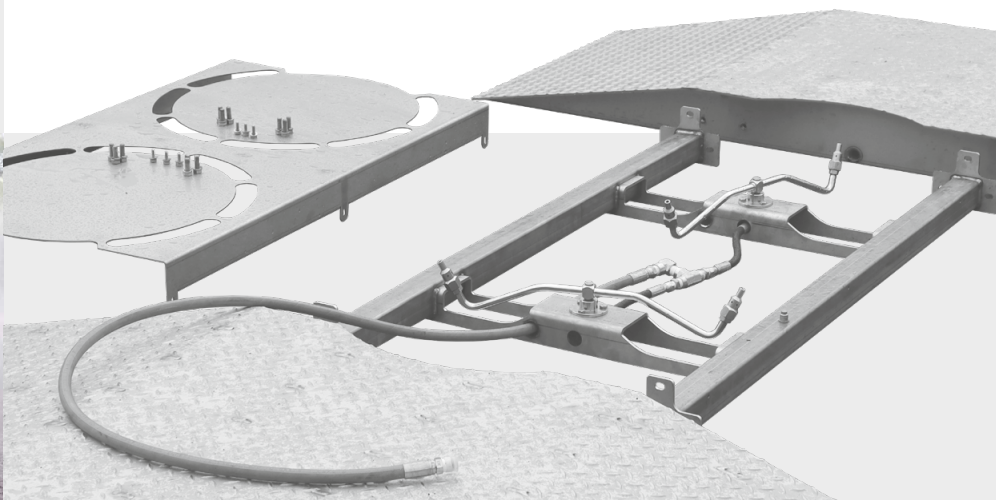


# UNDERCARRIAGE CLEANER WITH RAMP



- ✓ Mobile undercarriage cleaning
- ✓ Easy and fast assembly
- ✓ 100% stainless steel
- ✓ Only 4.7" in height

This undercarriage cleaner from Mosmatic is the first of its kind using patented technology and only 4.7" in height. It will help prolong the life of your vehicles and fleets making them safer for service and maintenance. This all stainless constructed mat can easy be assembled with simple tools in minutes and can be anchored or mobile. Easily adapts to pressure washer pump systems from 6 gpm to 20 gpm, works with hot or cold water systems and chemicals from pH 3-12.



## Undercarriage Cleaner with Ramp

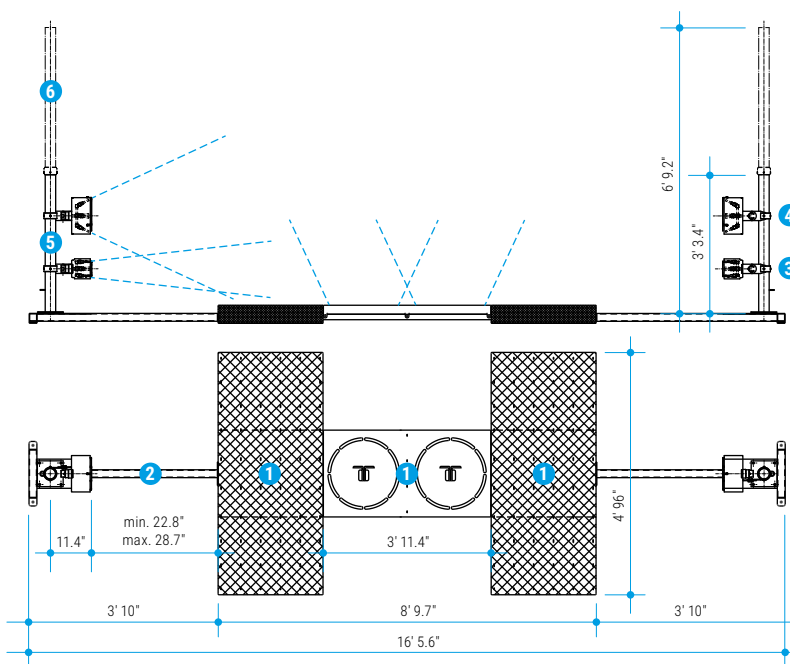
Name	Part No.	Piece	Length	Width	Height	Weight
Undercarriage Cleaner with Ramp Set-up	80.506	1x	4' 9.6"	16' 5.6"	4.7"	512 lbs

Includes:

Ramp	80.508	1x	4' 9.6"	8' 9.7"	4.7"	378 lbs	1
Rigger	80.550	2x	4'	1' 3.8"	2.6"	20.9 lbs	2
Low Volume WBP6"	84.589	2x	---	---	---	7.7 lbs	3
Low Volume WBP10"	84.599	2x	---	---	---	10.6 lbs	4
Stand	903.986	2x	3' 3.4"	---	---	16.1 lbs	5
Extension	84.907	2x	3' 3.4"	---	---	13.2 lbs	6

Consult your local laws for rules and regulations for wastewater runoff.

Our vehicles and fleets are some of the most expensive assets we have, that not only endure what nature throws at them but the chemicals and corrosives that are used as well. This wreaks havoc on your vehicles chassis, components, and wear items along with the body. Excessive debris such as dust sand and mud cling to the chassis creating excessive heat on the fluids. Chemicals along with other corrosives, breakdown the chassis and components resulting in failures and service issues. By cleaning the underbody you can help protect your vehicles and fleets from these effects.



### TECHNICAL DATA

Pressure	1000 psi (7 MPa)
Temperature	250°F
Water connection Ramp	3/8" NPTM
Water connection WBP	4x 3/8" NPTF
Throughput medium	pH 3-12
min. ground clearance	4.8"

### Legend

M... = metric thrust, ..M = male, F = female, G = gas pipe thrust, R = gas pipe thrust conival, QV = quick connects, SV = profile ring fitting  
D = diameter, L = length, NW = nominal width, SW = wrench size, IN = media input, OUT = media output, RS = basic position

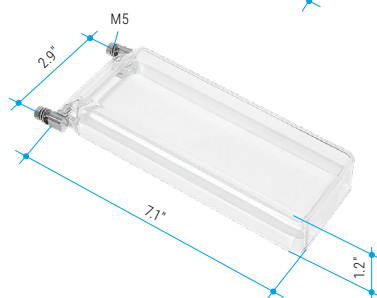
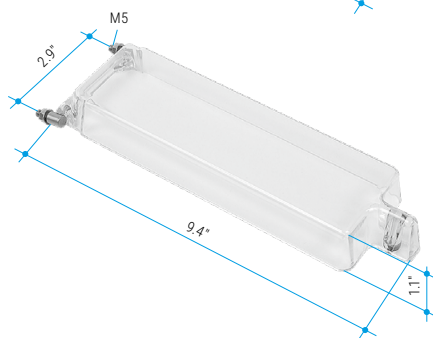
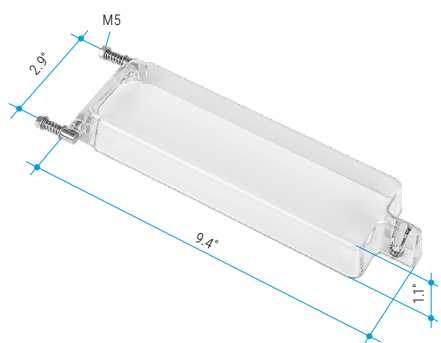


## SPLASH GUARD

- ✓ Delivered ready to install
- ✓ A must for every pay station
- ✓ Protects the coin slot



Mosmatic splash guards are a must to prevent water from entering into pay station coin/card slots causing unwanted damage. Choose between the standard version and the flexible version. The flexible version has spring-loaded mounting, adding extra endurance. Existing units already equipped with a Mosmatic splash guard, can be easily upgraded to the new system.



### Splash guard flexible

transparent Polycarbonate, INOX mounting brackets

Part No.	Bracket version	Stopper	Weight
90.077	round	magnet	0.2 lbs
90.096	round	rubber	0.2 lbs



### Splash guard standard

transparent Polycarbonate, INOX mounting brackets

Part No.	Bracket version	Stopper	Weight
90.015	round	magnet	0.2 lbs
90.076	angular	magnet	0.2 lbs

### Splash guard short

transparent Polycarbonate, INOX mounting brackets

Part No.	Bracket version	Stopper	Weight
90.071	round	---	0.2 lbs

#### Legend

M... = metric thrust, ..M = male, F = female, G = gas pipe thrust, R = gas pipe thrust conical, QV = quick connects, SV = profile ring fitting  
D = diameter, L = length, NW = nominal width, SW = wrench size, IN = media input, OUT = media output, RS = basic position



**Our goal:**

**Providing solutions to solve today's cleaning and sanitation needs.**

# HIGH PRESSURE

## **Surface Cleaning and Maintenance**

Our complete range of surface cleaners, set the standard for today's commercial and industrial needs. Offering both recovery style and non, we are the perfect choice for large and small flatwork applications. Ergonomic, lightweight and durable designs make us the number one choice for your clean and sanitation needs.



## **Food Industry**

Today's industry calls for water conservation and higher sanitation requirements, Mosmatic components help increase cleaning efficiency while decreasing time and labor as well as reducing waste water.



## **Municipal**

Working together with manufacturers of municipal vehicles, Mosmatic has developed solutions for the high demands of professional road and sidewalk cleaning. We also have the right components to bring in an economically friendly way to clean tunnels, shafts, ducts, pipes, noise protection walls and buildings.



## **Industrial Cleaning**

Mosmatic offers various cleaning tools for industries such as parts cleaning, shipbuilding, wood and metal processing but also for the cleaning of portable toilet cabins, silos, steam hoods and buildings. We offer products that are designed to withstand harsh environments and rugged daily use.





- ✓ Effective and efficient cleaning
- ✓ With fluid recovery port
- ✓ Gum remover bracket and trigger

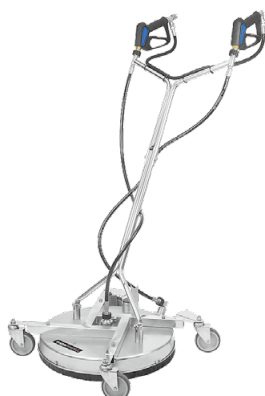


## TECHNICAL DATA

Pressure	5000 psi
Temperature	250°F
Inlet	3/8" NPTF



**FL-AHB-KAU 750**



**FL-AHB-KAU 520**

Mosmatic takes the edge off work with the „All in one“ cleaning tool. Remove chewing gum from public areas such as sidewalks, train stations, parks and school facilities. The gum will be cut and lifted ready to be recovered. No chemicals needed.



## FEATURES

### Chewing Gum remover

This special nozzle, uses it's own trigger gun to activate on chewing gum or persistent stains. The high pressure jets impact at a 45° angle to cut and lift the gum.

Available sizes: #3 (29.102), #4 (29.103), #5 (29.119)

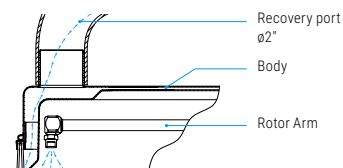
**Gum remover nozzle sold separately.**



### Recovery System

Environmental protection is more important than ever, leading to the need to recycle waste water. The dual housing and vacuum port allow this function.

Residual water and debris can be recovered, recycled and reused.



### Adjustable Height

Stainless steel frame for added stability. Optimize your cleaning results with the height adjustable housing.



### Stainless Steel Caster (Premium Quality)

Four 4" stainless steel casters with custom mounting brackets, ensure easy maneuvering even in confined spaces.

Part No. 80.956

### Rotor Arms

Can withstand up to 7300 psi, and are precision welded and balanced.



### 2cp2 (2 Arms / 2 Nozzles)

Part No. 82.946 (ø18.5")

Optional: Part No. 82.9069 (ø17.7"), 1/8"

### 3cp3 (3 Arms / 3 Nozzles)

Part No. 82.947 (ø27.5")

### Quality Swivel

High rpm stainless steel swivel, features reinforced self lubricated stainless steel ball bearings for improved performance. The dual spring based carbide seal system, guarantees long lasting operation under tough conditions.



### DYCI Swivel

Part No. 55.253

Name	Part No.	ø	Weight	Swivel	Rotor Arm	HP- Nozzles	HP- Gun	Stainless Steel Caster
<b>FL-AHB-KAU 520</b>	<b>80.786</b>	21"	44.0 lbs	1x DYCI	2x 1/8" NPTF	2x 1503	2x	4x ø4"
<b>FL-AHK-KAU 520*</b>	<b>80.787</b>	21"	44.0 lbs	1x DYCI	2x 1/8" NPTF	2x 1503	2x	4x ø4"
<b>FL-AHB-KAU 750</b>	<b>80.788</b>	30"	58.5 lbs	1x DYCI	3x 1/8" NPTF	3x 1503	2x	4x ø4"

\* with plastic rim guard, no brush ring

**Gum remover nozzle sold separately.**




- ✓ Designed for professional cleaning
- ✓ With fluid recovery port
- ✓ High durability
- ✓ Height-adjustable



## TECHNICAL DATA

Pressure	5000 psi 7300 psi
Temperature	250°F
Inlet	1/4" NPTM 3/8" NPTF 1/2" NPTF




**FL-AH 750**



**FL-AH 520**

Mosmatic Professional cleaner with recovery function is ideal for cleaning large areas both indoors and outdoors. Dirty water is recovered with your vacuum system and can be disposed of or recycled. The 1/2" model is suitable to use with high-performance high-pressure equipment. The Professional series is designed for professional continuous operation and durability.

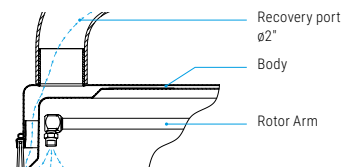


## FEATURES

### Recovery System

Environmental protection is more important than ever, leading to the need to recycle waste water. The dual housing and vacuum port allow this function.

Residual water and debris can be recovered, recycled and reused.



### Adjustable Height

Stainless steel frame for added stability. Height adjustable housing ensures the best cleaning results.



### Stainless Steel Caster (Premium Quality)

Four 4" stainless steel casters with custom mounting brackets ensure easy maneuvering even in confined spaces.

Part No. 80.956

### Rotor Arms

Can withstand up to 7300 psi, and are precision welded and balanced.



### 2cp2 (2 Arms / 2 Nozzles)

Part No. 82.946 (ø18.5"), 1/8"

Part No. 82.941 (ø18.5"), 1/4"

Optional: Part No. 82.9069 (ø17.7"), 1/8"

### 3cp3 (3 Arms / 3 Nozzles)

Part No. 82.947 (ø27.5"), 1/8"

### 4p4 (4 Arms / 4 Nozzles)

Part No. 82.9133 (ø18.5"/13.8"), 1/4"

Part No. 82.9108 (ø27"/23.6"), 1/4"

### Quality Swivel

High rpm stainless steel swivel features reinforced self lubricated stainless steel ball bearings for improved performance. The dual spring based carbide seal system, guarantees long lasting operation under tough conditions.



### DYCI Swivel

Part No. 55.253

### DXTI Swivel

Part No. 39.910

### DYDI Swivel (7300 psi)

Part No. 55.263

Name	Part No.	ø	NW	Weight	Swivel	Rotor Arm	HP- Nozzles	HP- Gun	Stainless Steel Caster
<b>FL-AH 520</b>	<b>80.784</b>	21"	1/4"	38.5 lbs	1x DYCI	2x 1/8" NPTF	2x 1503	1x	4x ø4"
<b>FL-AH 520*</b>	<b>80.797</b>	21"	1/2"	44.0 lbs	1x DXTI	4x 1/4" NPTF	4x 1503	1x	4x ø4"
<b>FL-AHY 520**</b>	<b>80.189</b>	21"	1/4"	37.5 lbs	1x DYDI	2x 1/8" NPTF	--	--	4x ø4"
<b>FL-AH 750</b>	<b>80.785</b>	30"	1/4"	51.8 lbs	1x DYCI	3x 1/8" NPTF	3x 1503	1x	4x ø4"
<b>FL-AH 750*</b>	<b>80.798</b>	30"	1/2"	57.3 lbs	1x DXTI	4x 1/4" NPTF	4x 1503	1x	4x ø4"
<b>FL-AHY 750**</b>	<b>80.389</b>	30"	1/4"	50.7 lbs	1x DYDI	3x 1/8" NPTF	--	--	4x ø4"

\* Inlet 1/2" NPTF \*\* Pressure: 7300 psi / Inlet 1/4" NPTM



- ✓ With fluid recovery port
- ✓ Integrate high quality swivel
- ✓ Ready to use

Mosmatic Allrounder with recovery is ideal for smaller and hard to reach areas both indoors and out. Small compact and lightweight design is ideal for jobs large or small. Using your vac system, water can be recovered, reused or discharged.



## TECHNICAL DATA

**Pressure** 4000 psi  
**Temperature** 250°F  
**Inlet** 3/8" NPTF



**FL-AER 410**



**FL-AER 300**

**FL-AER 200**

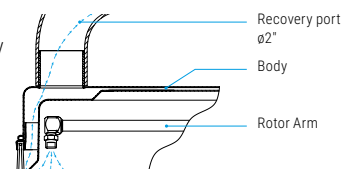
**FL-AEB 200**

## FEATURES

### Recovery System

Environmental protection is more important than ever. These recovery units have a double wall housing to optimize vacuum power.

Residual water and debris can be recovered, recycled and reused.



### Rotor Arms

Can withstand up to 4000 psi, are precision welded and balanced.



**2w2** (2 Arms / 2 Nozzles) **2w2** (2 Arms / 2 Nozzles) **2w2** (2 Arms / 2 Nozzles)  
 Part No. 82.621 (ø6") Part No. 82.623 (ø10") Part No. 82.625 (ø14")

### Proven innovation

Developed by Mosmatic and in service for years, the toggle swivel has proven itself. The toggle joint feature allows effortless cleaning of walls and angled surfaces. The movement of the joint is adjustable for fatigue free cleaning.



### KDYF Toggle Swivel

Part No. 58.908

### Quality Swivel

High rpm stainless steel swivel, features reinforced self lubricated stainless steel ball bearings for improved performance. The dual spring based carbide seal system, guarantees long lasting operation under tough conditions.



### DYF Swivel

Part No. 58.000 (ø8") Part No. 58.250 (ø16")

### Stainless Steel Caster

Heavy duty ø2¼" casters with custom mounting brackets ensure easy maneuvering even in confined spaces.



**Stainless Steel Caster** **Caster for ø8"**  
 Part No. 80.943 Part No. 80.922

Name	Part No.	ø	Weight	Swivel	Rotor Arm	Nozzles	HP-Gun	Wheels
<b>FL-AEB 200</b>	<b>78.280</b>	8"	6.2 lbs	1x DYF	2x 1/8" NPTF	2x 1503	1x	--
<b>FL-AER 200</b>	<b>78.290</b>	8"	9.2 lbs	1x KDYF	2x 1/8" NPTF	2x 1503	1x	3x ø1¼"
<b>FL-AER 300</b>	<b>78.292</b>	12"	12.3 lbs	1x KDYF	2x 1/8" NPTF	2x 1503	1x	3x ø2¼"
<b>FL-AER 410</b>	<b>78.299</b>	16"	20.0 lbs	1x DYF	2x 1/8" NPTF	2x 1503	1x	3x ø2¼"



- ✓ **Integrated Recovery**
- ✓ **Temperatures up to 250°F**
- ✓ **Integrate high quality toggle swivel**
- ✓ **Ready to use**



#### TECHNICAL DATA

<b>Pressure</b>	4000 psi
<b>Temperature</b>	250°F
<b>Inlet</b>	3/8" NPTF

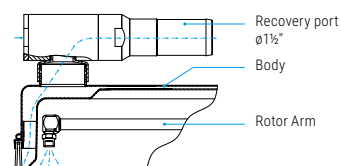


**FL-SAR**

## FEATURES

### Integrated recovery

The black anodized aluminum suction device collects the dirty water via the Venturi and double housing principal. Mount your export hose on the suction device and place it into the desired port to drain the water. The use of a vacuum system is no longer needed.



### Rotor Arms

Can withstand up to 4000 psi, are precision welded and balanced.



### 2w2 (2 Arms / 2 Nozzles)

Part No. 82.623 (ø10")

### Quality Swivel

High rpm stainless steel swivel features reinforced self lubricated stainless steel ball bearings for improved performance. The dual spring based carbide seal system, guarantees long lasting operation under tough conditions.



### KDYF Toggle Swivel

Part No. 58.912

### Stainless Steel Caster

Heavy duty ø2¼" casters with custom mounting brackets ensure easy maneuvering even in confined spaces.



### Stainless Steel Caster

Part No. 80.943

Name	Part No.	ø	Weight	Swivel	Rotor Arm	Nozzles	HP-Gun	Casters
<b>FL-SAR 300</b>	<b>78.293</b>	12"	13 lbs	1x KDYF	2x 1/8" NPTF	2x 1503 / 1x #3*	1x	3x ø2¼"

### Accessories

Name	Part No.	Nozzles
<b>Nozzles package</b>	<b>78.983</b>	2x 1502 / 1x #2*

\* #2 and #3 internal nozzles self recovery



- ✓ **Integrated Recovery**
- ✓ **Temperatures up to 250°F**
- ✓ **High durability**
- ✓ **Multifunctional**



#### TECHNICAL DATA

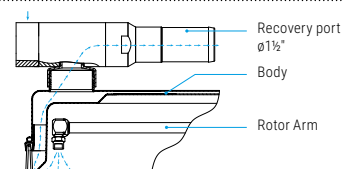
<b>Pressure</b>	5000 psi
<b>Temperature</b>	250°F
<b>Inlet</b>	3/8" NPTF



## FEATURES

### Integrated recovery

The black anodized aluminum suction device collects the wastewater via the Venturi and double housing principal. Mount your export hose on the suction device and place it into the desired port to drain the water. The use of a vacuum system is no longer needed.



### Rotor Arms

Can withstand up to 5000 psi, are precision welded and balanced.



### 2cp2 (2 Arms / 2 Nozzles)

Part No. 82.946 (ø18.5")

### Quality Swivel

High rpm stainless steel swivel, features reinforced self lubricated stainless steel ball bearings for improved performance. The dual spring based carbide seal system, guarantees long lasting operation under tough conditions.



### DYCI Swivel

Part No. 55.253

### Adjustable Height

Stainless steel frame for added stability. Optimize your cleaning results with the height adjustable housing.



### Stainless Steel Caster (Premium Quality)

Four 4" stainless steel casters with custom mounting brackets, ensure easy maneuvering even in confined spaces.

Part No. 80.956

### HP Guns

1. HP-Gun = high pressure cleaning
2. HP-Gun = recovery function



Name	Part No.	ø	Weight	Swivel	Rotor Arm	Nozzles	HP-Gun	Casters
<b>FL-SAR 520</b>	<b>80.789</b>	21"	44 lbs	1x DYCI	2x 1/8" NPTF	2x 1503 / 1x #3*	2x	4x ø4"

### Accessories

Name	Part No.	Nozzles
<b>Nozzles package</b>	<b>78.983</b>	2x 1502 / 1x #2*

\* #2 and #3 internal nozzles self recovery



- ✓ With fluid recovery port
- ✓ Ready to use
- ✓ Designed for higher pressures

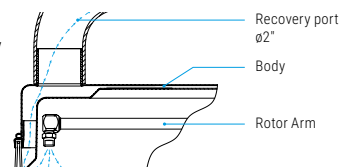


## FEATURES

### Recovery System

Environmental protection is more important than ever. These recovery units have a double wall housing to optimize vacuum power.

Residual water and debris can be recovered, recycled and reused.



### Rotor Arms

Can withstand up to 7300 psi, are precision welded and balanced.



### 2p2 (2 Arms / 2 Nozzles)

Part No. 82.9051 (ø6") Part No. 82.323 (ø10")

### Brush Ring

Ideal for outdoor applications such as concrete, brick, limestone or wood surfaces.



### Plastic rim guard

Indoor use, prevents dirt and debris from building up on the rim. Adheres to purity regulation in the food and clinical industries.

### Quality Swivel

High rpm stainless steel swivel features reinforced self lubricated stainless steel ball bearings for improved performance. The dual spring based carbide seal system, guarantees long lasting operation under tough conditions.



### DYW Swivel

Part No. 55.020

Name	Part No.	ø	Weight	Swivel	Rotor Arm	HP-Nozzles	HP-Gun
FL-ABB 200	78.285	8"	6.0 lbs	1x DYW	2x 1/8" NPTF	2x 1503	1x
FL-ABK 200*	78.286	8"	6.2 lbs	1x DYW	2x 1/8" NPTF	2x 1503	1x
FL-ABB 300	78.287	12"	7.1 lbs	1x DYW	2x 1/8" NPTF	2x 1503	1x
FL-ABK 300*	78.288	12"	7.3 lbs	1x DYW	2x 1/8" NPTF	2x 1503	1x

\* with Plastic rim guard

## TECHNICAL DATA

Pressure 5000 psi  
Temperature 250°F  
Inlet 3/8" NPTF



FL-ABB 300



FL-ABB 200



- ✓ Added wand and holder
- ✓ Solid construction
- ✓ Height-adjustable
- ✓ Quality high pressure swivel



No mess is too tough for this machine. This surface cleaner is suitable for cleaning large areas such as: gas stations, parking lots, school yards, public places, platforms, etc. The on-board wand completes this model allowing you to quickly clean corners or rinse down surfaces.



#### TECHNICAL DATA

**Pressure** 4000 psi  
**Temperature** 250°F  
**Inlet** 3/8" NPTF



**FL-PH 750**



**FL-PH 520**

#### FEATURES

##### Two Tools In One

The wand quick connects to the existing HP-gun allowing you to prep your surface, clean corners, rinse over spray and clean other hard to reach areas.



##### Adjustable Height

Stainless steel frame for added stability. Adjust to compensate for uneven surfaces.



##### Stainless Steel Caster (Premium Quality)

Four 4" stainless steel casters with custom mounting brackets ensure easy maneuvering even in confined spaces.  
 Part No. 80.956

##### Rotor Arms

Can withstand up to 4000 psi, are precision welded and balanced.



##### 2cw2 (2 Arms / 2 Nozzles)

Part No. 82.942 (ø18.5")

##### 3cw3 (3 Arms / 3 Nozzles)

Part No. 82.943 (ø27.5")

Optional: Part No. 82.9069 (ø17.7"), 1/8"

##### Quality Swivel

High rpm stainless steel swivel features reinforced self lubricated stainless steel ball bearings for improved performance. The dual spring based carbide seal system, guarantees long lasting operation under tough conditions.




Part No. 55.253

Name	Part No.	ø	Weight	Swivel	Rotor Arm	Wand Nozzle	HP-Nozzles	HP-Gun	Stainless Steel Caster
FL-PH 520	80.774	21"	35.7 lbs	1x DYCI	2x 1/8" NPTF	1x 1506	2x 1503	1x	4x ø4"
FL-PH 750	80.775	30"	49.6 lbs		3x 1/8" NPTF	1x 1508	3x 1503		



- ✓ Added wand and holder
- ✓ Solid construction
- ✓ Quality high pressure swivel
- ✓ Ready to use
- ✓ Easy to maneuver



## TECHNICAL DATA

Pressure	4000 psi
Temperature	250°F
Inlet	3/8" NPTF



**FL-PB 750**



**FL-PB 520**

## FEATURES


### Two Tools In One

The wand quick connects to the existing HP-gun allowing you to prep your surface, clean corners, rinse over spray and clean other hard to reach areas.



### Large caster

The quality stainless steel caster and the two pneumatic tires enables easy maneuvering over uneven surfaces like ramps, grates and texturized surfaces.



### Rotor Arms

Can withstand up to 4000 psi, are precision welded and balanced.



### 2cw2 (2 Arms / 2 Nozzles)

Part No. 82.942 (ø18.5")

### 3cw3 (3 Arms / 3 Nozzles)

Part No. 82.943 (ø27.5")

Optional: Part No. 82.9069 (ø17.7"), 1/8"

### Quality Swivel

High rpm stainless steel swivel features reinforced self lubricated stainless steel ball bearings for improved performance. The dual spring based carbide seal system, guarantees long lasting operation under tough conditions.



Part No. 55.253

Name	Part No.	ø	Weight	Swivel	Rotor Arm	Wand Nozzle	HP- Nozzles	HP- Gun	Caster
<b>FL-PB 520</b>	<b>80.679</b>	21"	49.6 lbs	1x DYCI	2x 1/8" NPTF	1x 1506	2x 1503	1x	1x ø5" 2x ø10"
<b>FL-PB 750</b>	<b>80.689</b>	30"	58.4 lbs		3x 1/8" NPTF	1x 1508	3x 1503		

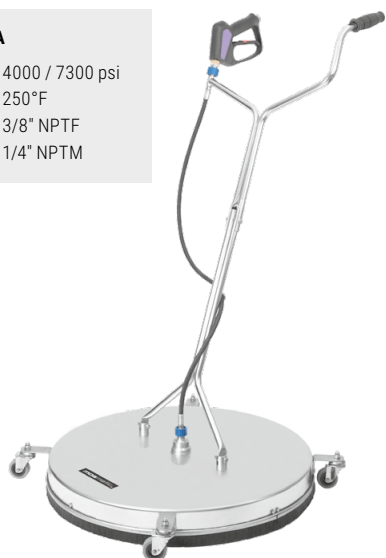


- ✓ Also model up to 7300 psi available
- ✓ Maintenance free
- ✓ Quality stainless steel swivel
- ✓ Ready to use



#### TECHNICAL DATA

Pressure	4000 / 7300 psi
Temperature	250°F
Inlet	3/8" NPTF
	1/4" NPTM



**FL-CR 750**

#### FEATURES

##### Rotor Arms

Can withstand up to 7300 psi, are precision welded and balanced.

##### 2cw2 (2 Arms / 2 Nozzles)

Part No. 82.942 (ø18.5")

##### 3cw3 (3 Arms / 3 Nozzles)

Part No. 82.943 (ø27.5")

##### 2cp2 (2 Arms / 2 Nozzles)

Part No. 82.946 (ø18.5"), 1/8", 7300 psi

Optional: Part No. 82.941 (ø18.5"), 1/4", 7300 psi

Optional: Part No. 82.9069 (ø17.7"), 1/8", 7300 psi

##### 3cp3 (3 Arms / 3 Nozzles)

Part No. 82.947 (ø27.5"), 1/8", 7300 psi

##### Stainless Steel Caster

Heavy duty ø2¼" casters with custom mounting brackets ensure easy maneuvering even in confined spaces.



##### Stainless Steel Caster

Part No. 80.912



##### Quality Swivel

High rpm stainless steel swivel features reinforced self lubricated stainless steel ball bearings for improved performance. The dual spring based carbide seal system, guarantees long lasting operation under tough conditions.



##### DYCI Swivel

Part No. 55.253

##### DYDI Swivel (7300 psi)

Part No. 55.263



**FL-CR 520**

**FL-CG 520**

Name	Part No.	ø	Weight	Swivel	Rotor Arm	HP- Nozzles	HP- Gun	Stainless Steel Caster
<b>FL-CG 520</b>	<b>80.770</b>	21"	22.7 lbs	1x DYCI	2x 1/8" NPTF	2x 1503	1x	--
<b>FL-CR 520</b>	<b>80.771</b>	21"	26.4 lbs	1x DYCI	2x 1/8" NPTF	2x 1503	1x	4x ø2¼"
<b>FL-RY 520*</b>	<b>80.159</b>	21"	25.4 lbs	1x DYDI	2x 1/8" NPTF	--	--	4x ø2¼"
<b>FL-RY 750*</b>	<b>80.359</b>	30"	29.8 lbs	1x DYDI	3x 1/8" NPTF	--	--	4x ø2¼"
<b>FL-CR 750</b>	<b>80.772</b>	30"	34.1 lbs	1x DYCI	3x 1/8" NPTF	3x 1503	1x	4x ø2¼"

\* Pressure: 7300 psi / Inlet 1/4" NPTM



- ✓ Available in various designs
- ✓ Multi-functional, suitable for any surfaces
- ✓ Ready to install



This light weight, multi-functional surface cleaner is suitable for cleaning any flat surface. You can clean walls and stairs as well as sidewalks and decks. The Universal Line is available in several sizes and styles to fit your needs.



## FEATURES

### Rotor Arms

Can withstand up to 4000 psi, and are precision welded and balanced.



**2w2** (2 Arms / 2 Nozzles) **2w2** (2 Arms / 2 Nozzles) **2w2** (2 Arms / 2 Nozzles)  
Part No. 82.621 (ø6") Part No. 82.623 (ø10") Part No. 82.625 (ø16")

### Proven Innovation

Developed by Mosmatic and in service for years, the toggle swivel has proven itself. The toggle joint feature allows effortless cleaning of walls and angled surfaces. The movement of the joint is adjustable for fatigue free cleaning.



### KDYF Toggle Swivel

Part No. 58.908

### Quality Swivel

High rpm stainless steel swivel, features reinforced self lubricated stainless steel ball bearings for improved performance. The dual spring based carbide seal system, guarantees long lasting operation under tough conditions.



### DYF Swivel

Part No. 58.000

### Stainless Steel Caster

Heavy duty ø2¼" casters with custom mounting brackets ensure easy maneuvering and longevity.



### Stainless Steel Caster

Part No. 80.943

Name	Part No.	ø	Weight	Swivel	Rotor Arm	HP- Nozzles	HP- Gun	Wand/ Fork	Stainless Steel Caster
<b>FL-EB 200</b>	<b>78.250</b>	8"	4.2 lbs	1x DYF	2x 1/8" NPTF	2x 1503	1x	---	---
<b>FL-EG 200</b>	<b>78.260</b>	8"	5.3 lbs	1x KDYF	2x 1/8" NPTF	2x 1503	1x *	Wand *	---
<b>FL-EG 300</b>	<b>78.262</b>	12"	7.1 lbs	1x KDYF	2x 1/8" NPTF	2x 1503	1x *	Wand *	---
<b>FL-ER 300</b>	<b>78.272</b>	12"	9.5 lbs	1x KDYF	2x 1/8" NPTF	2x 1503	1x *	Wand *	3x ø2¼"
<b>FL-EG 410</b>	<b>78.264</b>	16"	10.4 lbs	1x KDYF	2x 1/8" NPTF	2x 1503	1x	Wand	---
<b>FL-ER 410</b>	<b>78.274</b>	16"	13.0 lbs	1x KDYF	2x 1/8" NPTF	2x 1503	1x	Wand	3x ø2¼"
<b>FL-ERG 410</b>	<b>78.279</b>	16"	18.3 lbs	1x DYF	2x 1/8" NPTF	2x 1503	1x	Fork	3x ø2¼"



**FL-ERG 410**



**FL-ER 410**



**FL-EG 410**



**FL-ER 300**



**FL-EG 300**



**FL-EG 200**



**FL-EB 200**



- ✓ Steam cleaned surfaces are flash dry
- ✓ Huge time saving
- ✓ Mosmatic quality swivel and rotor arm
- ✓ Adjustable drive and impact angle
- ✓ Temperature up to 350°F



## FEATURES

### Quality Swivel

The heart of a Mosmatic Steaminator is the swivel which is reinforced with self lubricating, stainless steel ball bearings and a high temperature seal system. The DXF is specially designed for high revolutions to ensure long lasting durability. Both STM models come with our patented swivel. This swivel is perfect for cleaning many surfaces including walls while remaining flush to the surface.



### KDXFS Toggle Swivel for ø8"/ø12"


Part No. 38.905

### DXFS Swivel for ø8"

Part No. 38.904

### Rotor arm

The adjustable rotor arm allows the user to change the spray angle and the impact on the surface being cleaned.



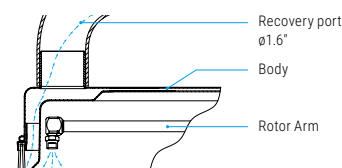
### 2s3 (2 Arms / 2 Nozzles)

Part No. 88.935 (ø6")

Part No. 88.936 (ø10")

### Recovery System

The double walled housing and reclaim port allow you to attach your vacuum system to the unit. This decreases drying time and allows the user to recover and recycle the used liquid and residue, making it an eco-friendly alternative to cleaning with just one wand.



### Polyamide Casters

The casters allow free movement in any direction while keeping the nozzles an even distance from the cleaning surface. Fatigue is therefore reduced while saving you time and energy.



### Polyamide Caster

Part No. 80.986 (for ø8" and ø12")

### Splash protection

The plastic rim guard prevents over spray and flying debris. It is extremely effective thanks to the wavy design.



Name	Part No.	ø	Swivel	Rotor arm	Nozzles	PA Casters	Weight
STM 200	78.094	8"	1x DXFS	2x 1/8" NPTF	2x 18.50290	3x ø2¼"	5.7 lbs
STM 200	78.099	8"	1x KDXFS	2x 1/8" NPTF	2x 18.50290	3x ø2¼"	6.2 lbs
STM 300	78.194	12"	1x KDXFS	2x 1/8" NPTF	2x 18.50290	3x ø2¼"	8.8 lbs

Steam gun not included.

## TECHNICAL DATA

Pressure	300 psi
Temperature	350°F
Inlet	3/8" NPTM
Throughput medium	Steam

Works best with  
a 10kW steam machine.



STM 300



STM 200



## Steam nozzle

Part No.	IN	Angle	ø
18.50290	1/8" NPTM	50°	2.9



- ✓ 2-in-1
- ✓ Versatile in use
- ✓ High precision rotor arm/rotor unit
- ✓ High quality swivel or toggle swivel
- ✓ Easy flip function

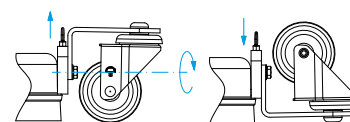


## FEATURES

### Flip function

Effortless turning of the wheels / 2-in-1 function. The Hurricane Flip can be converted from a floor cleaner to an undercarriage cleaner in just a few simple steps.

Part No. 80.9030  $\phi 12''$  Part No. 80.9045  $\phi 21''$



## HURRICANE FLIP $\phi 21''$ FEATURES

### High quality swivel

DVF swivel with reinforced, self-lubricating stainless steel ball bearings and a carbide sealing system for high speed rotation.

Part No. 58.323



### High precision rotor arm

The rotor arm, which is manufactured in an automated welding process is robust and balanced.

Part No. 82.942  $\phi 18.5''$



## HURRICANE FLIP $\phi 12''$ FEATURES

### High precision rotor unit

DVF swivel with reinforced, self-lubricating bearings made from stainless steel and a carbide sealing for high RPM. New rotor arm design with low profile for cleaning jobs with limited clearance.

Part No. 58.913



### Toggle swivel

The proven toggle joint makes easy and effortless cleaning possible. Positioned on the side of the housing, this special design enables cleaning under the vehicle.


Part No. 42.906



### HP-Coupling

The 1/4" quick coupler easily connects or disconnects the wand to the rotor unit for storage purposes or for use with other equipment.

Part No. 70.021 + 70.904



## Hurricane Flip

Name	Part No.	$\phi$	min. Clearance	Weight	Rotorarm	HP-Nozzles	HP-Gun	Stainless Steel Caster
HURF-300	78.607	12"	4"	11.7 lbs	2x 1/8" NPTF	2x 1503	1x	3x $\phi 2\frac{1}{2}''$
HURF-520	80.616	21"	5.7"	28.7 lbs	2x 1/8" NPTF	2x 1503	1x	3x $\phi 2\frac{1}{2}''$

Other nozzles sizes please order separately.

## TECHNICAL DATA


Pressure 4000 psi  
Temperature 250°F  
Inlet 3/8" NPTF



**Important: Do not use unprotected!**

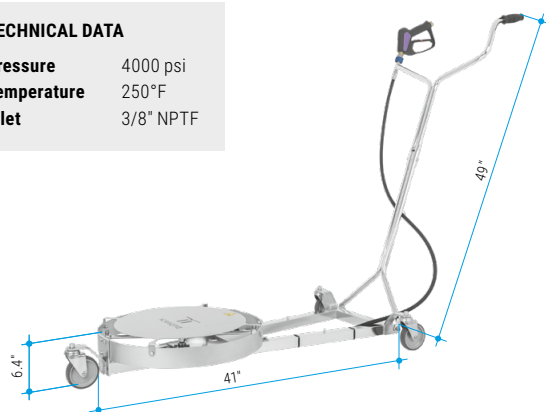


- ✓ Ergonomical and versatile
- ✓ Easy to maneuver
- ✓ Ready to use
- ✓ Complete stainless steel

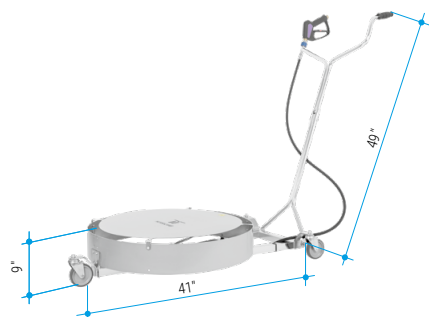


## TECHNICAL DATA

**Pressure** 4000 psi  
**Temperature** 250°F  
**Inlet** 3/8" NPTF



**HUR-520 80.611**



**HUR-750 80.614**

## FEATURES

### Stabilizer Nozzles

With the stabilizer nozzle, you can increase the distance and pressure impact to your surface. Standard on 80.613 and 80.614.



### HP-Nozzles

Standard HP, 15° nozzles are used to achieve the cleaning on the object. These nozzles are used on the models 80.611 and 80.612.



### Rotor Arms

Can withstand up to 4000 psi, are precision welded and balanced.



Part No. 82.891 ø18.5" Part No. 82.9014 ø27.5"

### Quality Swivel

High rpm stainless steel swivel features reinforced self lubricated stainless steel ball bearings for improved performance. The dual spring based carbide seal system, guarantees long lasting operation under tough conditions.



Part No. 58.553

## Hurricane

Name	Part No.	ø	min. Clearance	Weight	HP-Nozzles	HP-Gun	Caster/Wheels
HUR-520	80.611	21"	6.5"	33 lbs	2x 1503	1x	3x ø4"
HUR-750	80.612	30"	6.5"	42 lbs	3x 1503	1x	3x ø4"
HUR-520	80.613	21"	9.1"	37 lbs	2x 0003 EG	1x	3x ø4"
HUR-750	80.614	30"	9.1"	45 lbs	3x 0003 EG	1x	3x ø4"

Other nozzles sizes please order separately.



### Accessories

Name	Part No.	Nozzles	HP-Gun	Upper Fork	LP-Hose	Weight
Low pressure package	80.9011	--- *	1x	1x	1x	8.4 lbs

\* Nozzles not included, please order separately.

**Important: Do not use unprotected!**




- ✓ 6 different cleaning angles
- ✓ Ergonomical and versatile
- ✓ Easy to maneuver
- ✓ Ready to use
- ✓ Complete stainless steel



## FEATURES

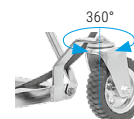
### Cleaning angles

The Hurricane Pro cleaner offers the ability to pivot the spray deck which allows for multiple cleaning angles. Deck adjustment from 0° to maximum 90°.



### Large casters

Three large casters make your cleaning job easier with full range of motion, allowing you to maneuver even on rough surfaces.



### Stabilizer Nozzles

With the stabilizer nozzle, you can increase the distance and pressure impact to your surface. Standard on 80.617 and 80.618.



### Rotor Arms

Can withstand up to 4000 psi, are precision welded and balanced.



Part No. 82.891 ø18.5" Part No. 82.9014 ø27.5"

### Quality Swivel


High rpm stainless steel swivel features reinforced self lubricated stainless steel ball bearings for improved performance. The dual spring based carbide seal system, guarantees long lasting operation under tough conditions.



Part No. 58.553

### Low pressure option

This provides the ability to apply chemicals at low pressure, for example, salt neutralization, oil removal or other chemical applications.



## Hurricane Pro

Name	Part No.	ø	min. Clearance	Weight	HP-Nozzles	LP-Nozzles	HP-Gun	Casters
HURp-520	80.617	21"	8.9"	68 lbs	2x 0003 EG	--	1x	3x ø6"
HURpz-520	80.618	21"	8.9"	75 lbs	2x 0003 EG	4x 1508	2x	3x ø6"

Other nozzles sizes please order separately.

### Accessories


Name	Part No.	Nozzles	HP-Gun	Upper Fork	LP-Hose	Weight
Low pressure package	80.9011	--- *	1x	1x	1x	8.4 lbs

\* Nozzles not included, please order separately.

**Important: Do not use unprotected!**

### TECHNICAL DATA

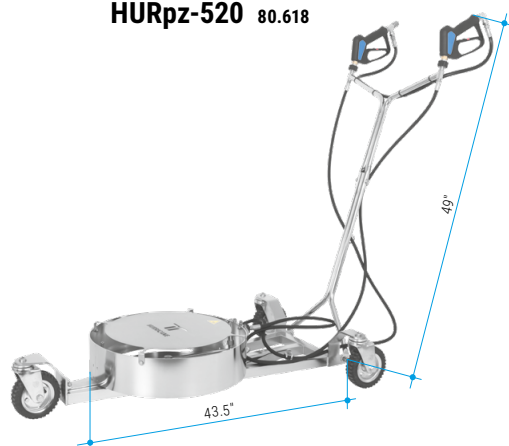
**Pressure** 4000 psi  
**Temperature** 250°F  
**Inlet** 3/8" NPTF



**HURp-520 80.617**



**HURpz-520 80.618**





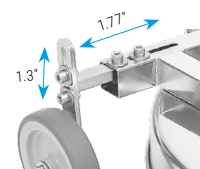
- ✓ Height and width adjustable
- ✓ Quad bearing swivel
- ✓ For professional roof cleaners



## FEATURES

### Height and width adjustable

The DR-520. Width is adjustable up to 3.54" and 1.3" in height. Will work for most roof designs adding safety and stability.



### Safety Eye

Allows you to easily secure the roof cleaner with a safety rope or cable.



### Pressure Gauge

Use the pressure gauge to monitor your cleaning pressure. This allows you to ensure proper pressure when cleaning a variety of roofing materials.

Part. No. 903.032



### Ball Valve

Makes it easy and convenient to turn off the flow to the unit.

Part. No. 90.066



### Rotor Arms

Can withstand up to 4000 psi or 7300 psi, are precision welded and balanced.



**2cw2** (2 Arms / 2 Nozzles / 4000 psi) **2cw2** (2 Arms / 2 Nozzles / 7300 psi)  
Part No. 82.942 1/8" (ø18.5") Part No. 82.941 1/4" (ø18.5")  
Part No. 82.975 1/4" (ø18.5")

### Quality Swivel

High rpm stainless steel swivel features 4x reinforced self lubricated stainless steel ball bearings for improved performance. The dual spring based carbide seal system, guarantees long lasting operation under tough conditions.




**DYU Swivel (7300 psi)** **DYT Swivel (4000 psi)**  
Part No. 59.916 Part No. 59.907

Name	Part No.	ø	Width	Height	Weight	Rotor Arm	HP-Nozzles
DR-520	80.658	21"	21.6"-25.2"	7.7"-9"	31.9 lbs	2x 1/8" NPTF	---
DR-520*	80.662	21"	21.6"-25.2"	7.7"-9"	31.9 lbs	2x 1/8" NPTF	---

\* Pressure: 7300 psi / Inlet G1/4" F

## TECHNICAL DATA

**Pressure** 4000 / 7300 psi  
**Temperature** 250°F  
**Inlet** 3/8" NPTF  
G1/4" F



**DR-520**

### Height adjusters long

Add an additional 2.4" height if needed. e.g. for corrugated roofs.

Part No. 904.351 (1 pcs)  
Requires 4 pieces



### Pedal switch

For additional safety, Mosmatic recommends you turn your flow on and off using the optional pedal switch.

Part No. 80.987






## SURFACE CLEANER UPGRADE KIT

- ✓ Cost effective upgrade
- ✓ Easy to assemble




For those of you who do not currently own a Mosmatic and wish to upgrade your equipment. The Upgrade Kit will allow you to replace the important "working parts" of your surface cleaner with Mosmatic high quality components.



### TECHNICAL DATA


**Pressure** 5000 psi  
**Temperature** 250°F  
**Inlet** 3/8" NPTF



### FEATURES

#### Adapter plate

The universal mounting plate allows you to mount the Mosmatic swivel on your existing housing. The plate has pre-drilled holes and adapts to most other brands of surface cleaners.



#### Extension fitting

The adapter is used to reduce the distance of the nozzle to the cleaning surface. Depending on the existing housing height, it may be necessary to use this optional adapter. The adapter will reduce the distance by 0.87".



#### Mounting bolts

Includes 3 bolts for fastening the adapter plate to swivel.



### Upgrade Kit

Name	Part No.	Includes
FL-Z	55.903	2 Adapter plate, 3 Mounting bolts, 4 Distance-adapter

### FEATURES

#### Quality Swivel

High rpm stainless steel swivel features reinforced self lubricated stainless steel ball bearings for improved performance. The dual spring based carbide seal system, guarantees long lasting operation under tough conditions.



#### Rotor Arms

Can withstand up to 5000 psi, are precision welded and balanced.



### ALL-IN-ONE PACKAGES

Includes the above Upgrade Kit 55.903, a swivel and rotor arm of your choice.

Name	Part No.	Includes
FL-Z	55.913	1 DYC Swivel 3/8" NPTF, 2 Adapter plate, 3 Mounting bolts, 4 Distance-adapter, 5 Rotor Arm TKA 2w2 1/4" ø12"
FL-Z	55.914	1 DYC Swivel 3/8" NPTF, 2 Adapter plate, 3 Mounting bolts, 4 Distance-adapter, 5 Rotor Arm TKA 2w2 1/4" ø16"
FL-Z	55.915	1 DYC Swivel 3/8" NPTF, 2 Adapter plate, 3 Mounting bolts, 4 Distance-adapter, 5 Rotor Arm TKA 3w3 1/4" ø18"



Nozzles not included.



- ✓ Easy installation
- ✓ Self rotating and stainless steel
- ✓ Adjustable and non adjustable versions
- ✓ Protection plate available
- ✓ Maintenance free



Clean vent hoods, trash chutes, pipes, totes, manholes and most containers. This self rotating unit is completely maintenance free. The rotating head spins within the protective cage directing the high pressure spray to your surface. The installation is simple and fast.



(81.526)

\* Nozzles not included.

**Important:**  
Do not use unprotected!

## TYR \*adjustable\*

The adjustable arms allow different spray angles. Perfect for horizontal ducts and tanks.

warm water		cold water					
TYR-2s	TYR-3s	TRR-2s	TRR-3s				
Part No.	Part No.	Part No.	Part No.	Ø	IN	Height	Weight
81.505	81.705	85.505	85.705	3"	1/4" NPTF	2.4"	1.1 lbs
81.506	81.706	85.506	85.706	3"	3/8" NPTF	2.4"	1.1 lbs
81.525	81.725	85.525	85.725	6"	1/4" NPTF	2.8"	2.2 lbs
81.526	81.726	85.526	85.726	6"	3/8" NPTF	2.8"	2.2 lbs
81.555	81.755	85.555	85.755	12"	1/4" NPTF	2.8"	2.8 lbs
81.556	81.756	85.556	85.756	12"	3/8" NPTF	2.8"	2.8 lbs
81.565	81.765	85.565	85.765	16"	1/4" NPTF	2.8"	3.3 lbs
81.566	81.766	85.566	85.766	16"	3/8" NPTF	2.8"	3.3 lbs
81.575	81.775	85.575	85.775	20"	1/4" NPTF	2.8"	3.5 lbs
81.576	81.776	85.576	85.776	20"	3/8" NPTF	2.8"	3.5 lbs
81.585	81.785	85.585	85.785	24"	1/4" NPTF	2.8"	3.9 lbs
81.586	81.786	85.586	85.786	24"	3/8" NPTF	2.8"	3.9 lbs



(81.426)

\* Nozzles not included.

**Important:**  
Do not use unprotected!

## TYR \*fixed\*

The non adjustable arms with fixed spray angle is perfect for vertical chutes.

warm water		cold water					
TYR-2f	TYR-3f	TRR-2f	TRR-3f				
Part No.	Part No.	Part No.	Part No.	Ø	IN	Height	Weight
81.405	81.605	85.405	85.605	3"	1/4" NPTF	2.4"	1.1 lbs
81.406	81.606	85.406	85.606	3"	3/8" NPTF	2.4"	1.1 lbs
81.425	81.625	85.425	85.625	6"	1/4" NPTF	2.8"	2.2 lbs
81.426	81.626	85.426	85.626	6"	3/8" NPTF	2.8"	2.2 lbs
81.455	81.655	85.455	85.655	12"	1/4" NPTF	2.8"	2.8 lbs
81.456	81.656	85.456	85.656	12"	3/8" NPTF	2.8"	2.8 lbs
81.465	81.665	85.465	85.665	16"	1/4" NPTF	2.8"	3.3 lbs
81.466	81.666	85.466	85.666	16"	3/8" NPTF	2.8"	3.3 lbs
81.475	81.675	85.475	85.675	20"	1/4" NPTF	2.8"	3.5 lbs
81.476	81.676	85.476	85.676	20"	3/8" NPTF	2.8"	3.5 lbs
81.485	81.685	85.485	85.685	24"	1/4" NPTF	2.8"	3.9 lbs
81.486	81.686	85.486	85.686	24"	3/8" NPTF	2.8"	3.9 lbs

### TECHNICAL DATA

Pressure	4000 psi
Temperature	TYR 250°F / TRR 90°F
Inlet	see chart
Body	stainless steel
RPM	TYR 2000 rpm / TRR 1000 rpm

Nozzles	2f/2s for 2x 1/8" Nozzles*
	3f/3s for 3x 1/8" Nozzles*
Throughput	ph 3 - 12



## TRL WAND

- ✓ Complete solution
- ✓ Delivered ready to install
- ✓ Ergonomic design




### TECHNICAL DATA

Pressure	4000 psi
Temperature	250°F
Inlet	3/8" NPTF
Throughput	ph 3 - 12

**Important: Do not use unprotected!**

This complete cleaning wand with rotating spinner head was designed to clean tanks, trash cans, plastic containers and portable toilets. There are three nozzles included with the spinner head. Two are adjustable nozzles and are located on the side and one on the end of the unit. Side cleaning nozzles also prevent forward blowback.



### TRL Wand

with swivel

Part No.	IN	Swivel	Length	ø	HP-Nozzle	Weight
81.925	3/8" NPTF	yes	63"	6"	3x 0502	5.5 lbs

## HP SPECIAL WAND

- ✓ HP-Gun with low trigger force and swivel
- ✓ Variable handle
- ✓ With different nozzles available



### TECHNICAL DATA

Pressure	4000 psi
Temperature	250°F
Nominal width	1/4"
Throughput	ph 3 - 12

**Important: Do not use unprotected!**

The Mosmatic standard wands made of high quality stainless steel are now available with special nozzles. It can be chosen between Wand with Turbo Nozzle, with Chewing gum remover nozzle or with the Standard Mosmatic Nozzle. The solid construction and the unique workmanship ensure longevity and value.



### HP Rotor-Wand

Part No.	Total length	Swivel	Nozzle	Weight
24.919	52"	yes	14.915	4.6 lbs

Inlet 3/8" NPTF



### HP Gum-Wand

Part No.	Total length	Swivel	Nozzle	Weight
24.929	52"	yes	29.119	4.4 lbs

Inlet 3/8" NPTF



### HP Standard-Wand

Part No.	Total length	Swivel	Nozzle	Weight
24.939	49"	yes	---	3.3 lbs

Inlet 3/8" NPTF

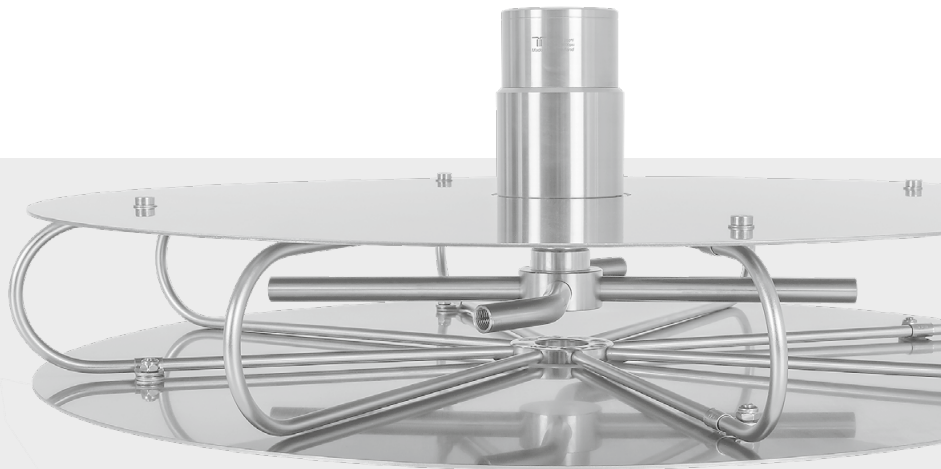


## MANHOLE CLEANER

- ✓ With protection plate
- ✓ Optimal cleaning of vertical main
- ✓ Easy to use

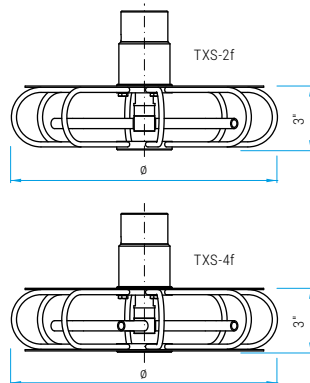


The Mosmatic Manhole Cleaner is ideal for the restoration, cleaning and service of manholes, liftstations and other long verticle drops. Easy to use self rotating equipment made for higher flow rates. Stainless Steel protection plate included. Choose from a variety of sizes.



### TECHNICAL DATA

<b>Pressure</b>	2500 psi
<b>Temperature</b>	250°F
<b>Inlet</b>	1/2" NPTF (TXS-2f) 1" NPTF (TXS-4f)
<b>Body</b>	stainless steel
<b>Nozzles*</b>	for 2x 1/8" (TXS-2f) for 4x 1/8" (TXS-4f)
<b>Throughput</b>	ph 3 - 12



### TXS-2f with protective plate

Part No.	Ø	Weight
<b>81.037</b>	12"	8.1 lbs
<b>81.047</b>	16"	9.7 lbs
<b>81.057</b>	20"	11.7 lbs
<b>81.067</b>	24"	14.1 lbs
<b>81.087</b>	32"	14.3 lbs

\* Nozzles not included.

### TXS-4f with double protective plate

Part No.	Ø	Weight
<b>81.923</b>	20"	15.4 lbs
<b>81.928</b>	16"	11.9 lbs

**Important: Do not use unprotected!**

## SILO CLEANER

- ✓ Adjusts to your application
- ✓ Equipped with stabilizer nozzles
- ✓ Completely maintenance-free



Mosmatic has a solution for cleaning Silo's and other large diameter verticle drops. The extendable arms with rollers help guide and maintain a close surface cleaning impact. Simply attach a suspension cable to the eyelets and use your winch to raise and lower the Silo Cleaner. Stabilizer nozzles increase the cleaning distance and impact and maintain a more concentrated spray pattern. Stainless steel construction and maintenance free design help to ensure long life and reliability.



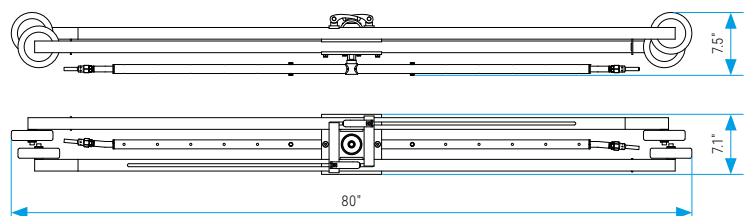
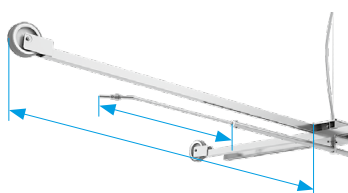
### Silo-R

Part No.	Length/Width	Height	Rotor Arm	Nozzles	Wheels	Weight
<b>81.095</b>	6'6"-11'6"	8"	82.9036	2x 0005 EG	4x Ø4"	55 lbs

### FEATURES

#### Variable Lengths & Foldable

The length of the rotating arm is easily adjusted from 80" to 140". Folding the Silo Cleaner allows for a tight fit into the Silo loading port.



### TECHNICAL DATA

<b>Pressure</b>	4000 psi
<b>Temperature</b>	250°F
<b>Inlet</b>	1/2" NPTF



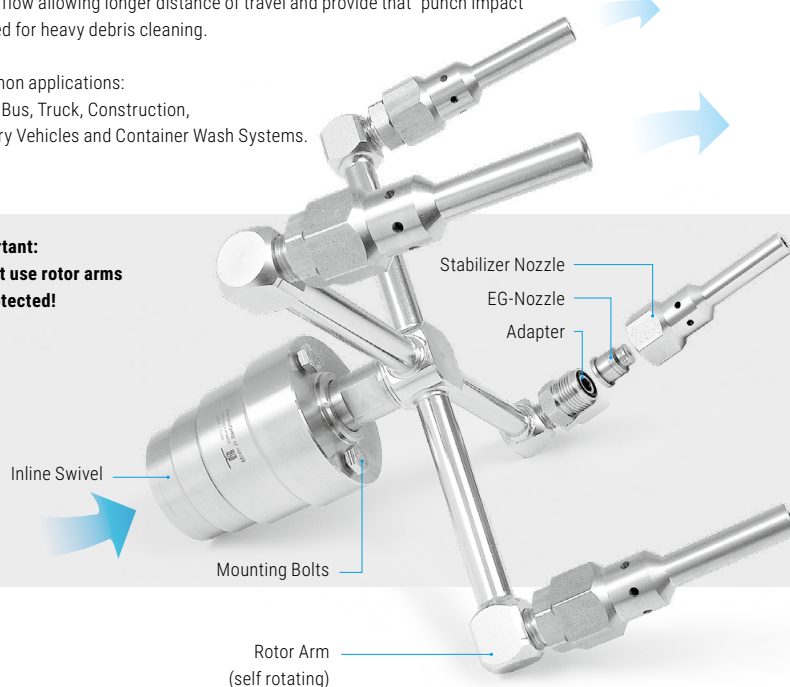
- ✓ Complete hydro-driven head for vehicle washes
- ✓ Long range impact stabilizer nozzles
- ✓ Stainless steel construction
- ✓ High and low volume versions available



This rotary-head equipped with four stabilizer nozzles makes it possible to clean all kinds of surfaces from a further distance without pressure loss. Air injection nozzles expand and contain the water flow allowing longer distance of travel and provide that "punch impact" needed for heavy debris cleaning.

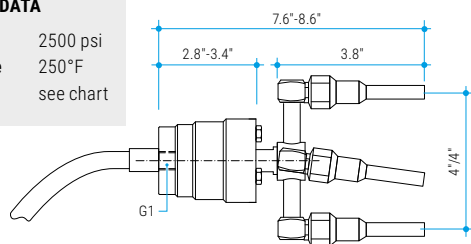
Common applications:  
Train, Bus, Truck, Construction,  
Military Vehicles and Container Wash Systems.

**Important:**  
Do not use rotor arms  
unprotected!



## TECHNICAL DATA

**Pressure** 2500 psi  
**Temperature** 250°F  
**Inlet** see chart



## Complete Spider A

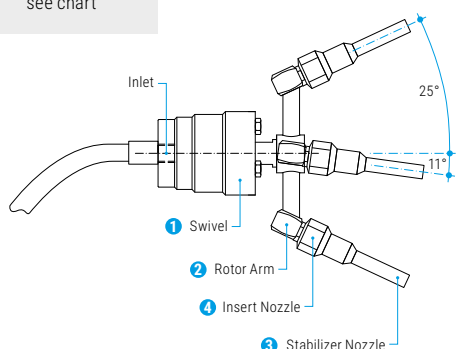
Part No.	G1 (F)	NW	Swivel	25° Rotor Arm	Stabilizer Nozzles	Insert Nozzle	Bolts
<b>81.933</b>	3/8" NPTF	9	DXTIs (39.663)	4w4 (82.954)	4x 14.901	---	3 Units
<b>81.934</b>	1/2" NPTF	12	DXTIs (39.865)	4w4 (82.9084)	4x 14.901	---	3 Units
<b>81.935</b>	3/4" NPTF	12	DXTIs (39.907)	4w4 (82.9084)	4x 14.901	---	3 Units
<b>81.936</b>	1" NPTF	12	DXTIs (39.905)	4w4 (82.9084)	4x 14.901	---	3 Units

\* Requires 4x EG-nozzles, according to your pump specifications

## TECHNICAL DATA

**Pressure** DYT 4000 psi  
DXTI 2500 psi  
**Temperature** 250°F  
**Inlet** see chart

Design your personal Spider.  
Choose the swivel, rotor arm and  
the nozzles to suit your needs.  
Follow the numbers **1-4**.



## Individual 3/8" Spider B

1 Swivel (Inlet)	2 Rotor Arm (Diameter)	3 Stabilizer Nozzle	4 Insert Nozzle
59.663 DYT (3/8" NPTF)	82.9110 TKA 2w2 1/4" 11°/25° (4") 82.9111 TKA 2w2 1/4" 11°/25° (6") 82.9112 TKA 2w2 1/4" 11°/25° (8") 82.9113 TKA 4w4 1/4" 11°/25° (4"/4") 82.9114 TKA 4w4 1/4" 11°/25° (6"/6") 82.9115 TKA 4w4 1/4" 11°/25° (8"/8")	14.901	0002 EG 0003 EG 0004 EG 0005 EG 0006 EG 0007 EG 0008 EG 0009 EG 0010 EG 0011 EG 0012 EG 0014 EG 0018 EG 0020 EG

## Individual 1/2" Spider

1 Swivel (Inlet)	2 Rotor Arm (Diameter)	3 Stabilizer Nozzle	4 Insert Nozzle
39.865 DXTI (1/2" NPTF) 39.907 DXTI (3/4" NPTF) 39.905 DXTI (1" NPTF)	82.9120 TKA 2w2 1/4" 11°/25° (4") 82.9121 TKA 2w2 1/4" 11°/25° (6") 82.9122 TKA 2w2 1/4" 11°/25° (8") 82.9123 TKA 4w4 1/4" 11°/25° (4"/4") 82.9124 TKA 4w4 1/4" 11°/25° (6"/6") 82.9125 TKA 4w4 1/4" 11°/25° (8"/8")	14.901	0010 EG 0011 EG 0012 EG 0014 EG 0018 EG 0020 EG

## FEATURES

### Quality Swivel

High rpm stainless steel swivel features reinforced self lubricated stainless steel ball bearings for improved performance.



### Rotor Arms

Precision welded and balanced rotor arms offer smooth vibration free rotation, giving longer life to your rotary union.



### Stabilizer Nozzles

The Mosmatic stabilizer nozzles included with your Spider ensure the effectiveness of your cleaning by increasing the distance and impact of your spray.



Part No. 14.901 (1/4" NPTM) without insert nozzle  
Part No. 14.902 (1/8" NPTM) without insert nozzle

### A Action diameter

Distance	Cleaning surface
10"	13"
20"	22"
30"	31"
40"	40"

### B Action diameter


Distance	Cleaning surface		
	ø4"	ø6"	ø8"
10"	17"	19"	21"
20"	28"	29"	31"
30"	37"	40"	41"
40"	47"	49"	51"



- ✓ Rotation speed controllable
- ✓ Spray angle adjustable
- ✓ Long range impact stabilizer nozzles
- ✓ Quadruple bearing system
- ✓ Suitable for high water volume
- ✓ Continuous NW 1/2"

Thanks to the infinitely adjustable 360° spray angle, the rotation speed of this cleaning head can be adjusted as required. The four stabilizer nozzles make it possible to clean all kinds of surfaces from a further distance without pressure loss. Air injection nozzles expand and contain the water flow allowing longer distance of travel and provide that "punch impact" needed for heavy debris cleaning.

Common applications:  
Train, Bus, Truck, Construction,  
Military Vehicles and Container Wash Systems.



## FEATURES


### Quality Swivel

High rpm stainless steel swivel, features reinforced self lubricated stainless steel ball bearings for improved performance. The dual spring based carbon seal system, guarantees long lasting operation under tough conditions.



### Adjustable Rotor Arm

The desired spray angle can be set in just a few steps thanks to the infinitely adjustable nozzle holder. Precision welded and balanced rotor arms offer smooth vibration free rotation, giving longer life to your swivel.



### Stabilizer Nozzles

The Mosmatic stabilizer nozzles included with your Spider ensure the effectiveness of your cleaning by increasing the distance and impact of your spray.



Part No. 14.933 (1/4" NPTM) without insert nozzle

## Spider adjustable

Part No.	G1 (F)	NW	Swivel	Rotor Arm	Stabilizer Nozzles	Insert Nozzle	Bolts
81.944	1" NPTF	1/2"	DXTIs (39.905)	4s4 (88.796)	4x 14.933	---	3 Units

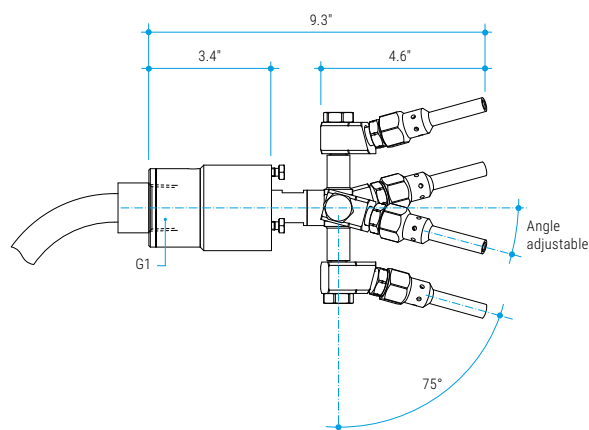
\* Requires 4x EG-nozzles, according to your pump specifications

### Action diameter

Distance	Cleaning surface			
	10°	15°	20°	25°
10"	11.4"	13.0"	15.0"	17.3"
20"	17.3"	20.9"	23.6"	27.6"
30"	23.6"	28.4"	33.0"	38.2"
40"	29.9"	35.8"	42.2"	48.8"

### TECHNICAL DATA

Pressure 2500 psi  
Temperature 250°F  
Inlet 1" NPTF





- ✓ Available with weep option
- ✓ Ergonomically molded
- ✓ Low Trigger Force Technology

Mosmatic offers a wide variety of high pressure guns. From our Low Trigger Force guns that offer 90% reduced holding and 40% less trigger force to models with built in live swivels. Standard and Weep model designs are also available.



### Mosmatic HP Gun «Aero»

Pressure: 4000 psi, Temperature: 300°F  
IN 3/8" NPTF, OUT 1/4" NPTF

Part No.	Weep	Weight
29.034	yes	1.1 lbs
29.045	no	1.1 lbs



### Mosmatic HP Gun «Nano»

Pressure: 4000 psi, Temperature: 300°F  
IN 3/8" NPTF, OUT 1/4" NPTF

Part No.	Weep	Groove	Weight
29.063	---	---	1.8 lbs
29.082	yes	yes	1.8 lbs

IN G3/8" F, OUT G1/4" F

Part No.	Weep	Groove	Free flow	Weight
29.967	---	---	yes	1.8 lbs



### HP Gun «Starlet»

Pressure: 3600 psi, Temperature: 300°F  
IN 3/8" NPTF, OUT 1/4" NPTF

Part No.	Weep	Weight
29.033	yes	1.8 lbs



### Mosmatic HP Gun «Neo»

Temperature: 300°F  
IN 3/8" NPTF, OUT 1/4" NPTF

Part No.	Weep	LTF	Swivel	Pressure	Color	Weight
29.081	---	yes	---	5000 psi	purple	1.3 lbs
29.132	---	yes	yes	5000 psi	purple	1.3 lbs
29.134	yes	yes	yes	5000 psi	purple	1.3 lbs
29.142	yes	yes	---	5000 psi	purple	1.3 lbs
29.162	---	---	yes	4000 psi	orange	1.3 lbs
29.164	yes	---	yes	4000 psi	orange	1.3 lbs

LTF = Low Trigger Force



### Mosmatic HP Gun «Neo»

Temperature: 300°F  
IN 1/2" NPTF, OUT 1/2" NPTF

Part No.	Pressure	Color	Weight
29.136	8700 psi	blue	1.5 lbs


#### Legend

M... = metric thrust, ..M = male, F = female, G = gas pipe thrust, R = gas pipe thrust conical, QV = quick connects, SV = profile ring fitting  
D = diameter, L = length, NW = nominal width, SW = wrench size, IN = media input, OUT = media output, RS = basic position



- ✓ Polished stainless steel
- ✓ Solid yet light construction
- ✓ Precision welded and balanced

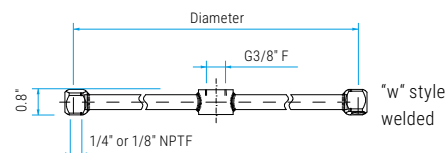
High pressure rotor arms are constructed of stainless steel and come in a variety of configurations. Welded and balanced to eliminate dangerous vibrations and ensure smooth performance.



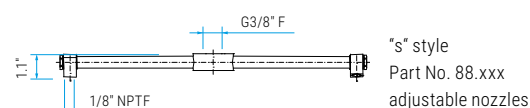
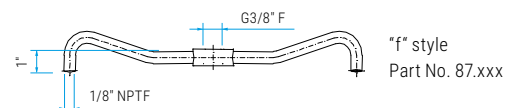
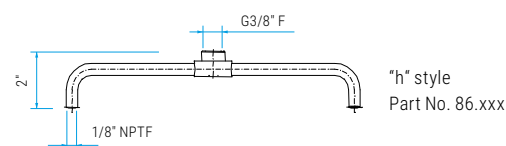
**Important:**  
Do not use rotor arms unprotected!

## TKA-2w2 (for two nozzles) TKA-2w3 (for three nozzles)

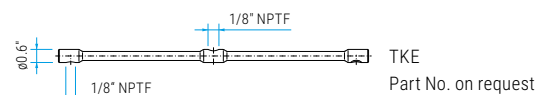
Part No. 1/4" Nozzles	Part No. 1/8" Nozzles	Part No. 1/4" Nozzles	Part No. 1/8" Nozzles	Diameter
82.705	82.805	82.720	82.820	4"
82.706	82.806	82.721	82.821	6"
82.707	82.807	82.722	82.822	8"
82.708	82.808	82.723	82.823	10"
82.709	82.809	82.724	82.824	12"
82.710	82.810	82.725	82.825	14"
82.711	82.811	82.726	82.826	16"
82.712	82.812	82.727	82.827	18"
82.791	82.891	82.792	82.892	18.5"
82.713	82.813	82.728	82.828	20"
82.714	82.814	82.729	82.829	22"
82.715	82.815	82.730	82.830	24"



## Other styles



Matching swivel models are: DYT, DYCI, DYF, DYG, DYI



Matching swivel models are: DGL, DGG, DGF, DXL, DXG, DXF

Mosmatic offers a variety of hardened stainless steel high pressure nozzles. All wash jet nozzles (MEG) are available in various sizes and spray angles. Standard nozzles are 1/8" & 1/4" NPTM, spray angles 0°, 5°, 15° & 25° and sizes 2 to 10.

Nozzles not included.

## TKA-3w3 (for three nozzles) TKA-3w4 (for four nozzles)

Part No. 1/4" Nozzles	Part No. 1/8" Nozzles	Part No. 1/4" Nozzles	Part No. 1/8" Nozzles	Diameter
82.765	82.865	82.780	82.880	4"
82.766	82.866	82.781	82.881	6"
82.767	82.867	82.782	82.882	8"
82.768	82.868	82.783	82.883	10"
82.769	82.869	82.784	82.884	12"
82.770	82.870	82.785	82.885	14"
82.771	82.871	82.786	82.886	16"
82.772	82.872	82.787	82.887	18"
82.793	82.893	82.794	82.894	18.5"
82.773	82.873	82.788	82.888	20"
82.774	82.874	82.789	82.889	22"
82.775	82.875	82.790	82.890	24"



## TKA-4w4 (for four nozzles) TKA-4w5 (for five nozzles)

Part No. 1/4" Nozzles	Part No. 1/8" Nozzles	Part No. 1/4" Nozzles	Part No. 1/8" Nozzles	Diameter
82.731	82.831	82.746	82.846	8"/8"
82.733	82.833	82.748	82.848	14"/8"
82.735	82.835	82.750	82.850	16"/6"
82.737	82.837	82.752	82.852	16"/10"
82.742	82.842	82.757	82.857	18.5"/14"
82.743	82.843	82.758	82.858	20"/14"



## TECHNICAL DATA

<b>Pressure</b>	4000 psi (27.5 MPa) also available as 7300 psi (50 MPa)
<b>Temperature</b>	250°F
<b>Body &amp; pipe</b>	stainless steel
<b>IN</b>	G3/8" F
<b>OUT (for nozzles)</b>	1/4" NPTF / 1/8" NPTF
<b>Throughput medium</b>	pH 3-12

## Legend

M... = metric thrust, .M = male, F = female, G = gas pipe thrust, R = gas pipe thrust conical, QV = quick connects, SV = profile ring fitting  
D = diameter, L = length, NW = nominal width, SW = wrench size, IN = media input, OUT = media output, RS = basic position



## NOZZLES

- ✓ 1/8", 1/4" and EG available
- ✓ Stainless steel
- ✓ Various spray angles



Mosmatic offers a variety of hardened stainless steel high pressure nozzles. All HP nozzles (Meg) are available in various sizes and spray angles. Standard nozzles are 1/8" & 1/4" NPT Male, spray angles 0°, 5°, 15° & 25° and sizes 2 through 10.

All EG nozzles, for use with stabilizer nozzles, have a 0° spray angle and are available from size 2 - 20.



HP

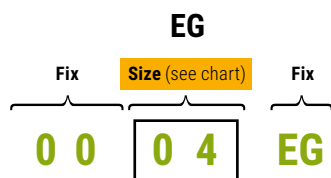


EG



Stabilizer Nozzle

## Your Part No.



Spray angle  
0° = 00  
5° = 05  
15° = 15  
25° = 25

HP

Size (see chart)

1 5

0 3 5

NPT-thread size  
HP 1/8" = 1/8  
HP 1/4" = 1/4

1/4

## Nozzle recommendation (1 nozzle)

Size	Orifice	Flow rate in GPM at:													
		500 psi	600 psi	700 psi	800 psi	1000 psi	1200 psi	1500 psi	2000 psi	2500 psi	3000 psi	3500 psi	4000 psi	4500 psi	5000 psi
02	0.034	0.7	0.8	0.8	0.9	1.0	1.1	1.2	1.4	1.6	1.7	1.9	2.0	2.1	2.2
025	0.039	0.9	1.0	1.1	1.1	1.3	1.4	1.5	1.8	2.0	2.2	2.3	2.5	2.7	2.8
03	0.043	1.1	1.2	1.3	1.3	1.5	1.6	1.8	2.1	2.4	2.6	2.8	3.0	3.2	3.4
035	0.048	1.2	1.4	1.5	1.6	1.8	1.9	2.1	2.5	2.8	3.0	3.3	3.5	3.7	3.9
04	0.052	1.4	1.6	1.7	1.8	2.0	2.2	2.5	2.8	3.2	3.5	3.7	4.0	4.2	4.5
045	0.055	1.6	1.7	1.9	2.0	2.3	2.5	2.8	3.2	3.6	3.9	4.2	4.5	4.8	5.0
05	0.057	1.8	1.9	2.1	2.2	2.5	2.7	3.1	3.5	4.0	4.3	4.7	5.0	5.3	5.6
055	0.060	1.9	2.1	2.3	2.5	2.8	3.0	3.4	3.9	4.4	4.8	5.1	5.5	5.8	6.2
06	0.062	2.1	2.3	2.5	2.7	3.0	3.3	3.7	4.2	4.7	5.2	5.6	6.0	6.4	6.7
065	0.064	2.3	2.5	2.7	2.9	3.3	3.6	4.0	4.6	5.1	5.6	6.1	6.5	6.9	7.3
07	0.067	2.5	2.7	2.9	3.1	3.5	3.8	4.3	5.0	5.5	6.1	6.5	7.0	7.4	7.8
075	0.070	2.7	2.9	3.1	3.4	3.8	4.1	4.6	5.3	5.9	6.5	7.0	7.5	8.0	8.4
08	0.072	2.8	3.1	3.4	3.6	4.0	4.4	4.9	5.7	6.3	6.9	7.5	8.0	8.5	8.9
085	0.074	3.0	3.3	3.6	3.8	4.3	4.7	5.2	6.0	6.7	7.4	8.0	8.5	9.0	9.5
09	0.076	3.2	3.5	3.8	4.0	4.5	4.9	5.5	6.4	7.1	7.8	8.4	9.0	9.6	10.1
095	0.078	3.4	3.7	4.0	4.3	4.8	5.2	5.8	6.7	7.5	8.2	8.8	9.4	10.0	10.7
10	0.080	3.5	3.9	4.2	4.5	5.0	5.5	6.1	7.1	7.9	8.7	9.4	10.0	10.6	11.2
11	0.083	3.9	4.3	4.6	4.9	5.5	6.0	6.7	7.8	8.7	9.5	10.1	10.7	11.3	12.0
12	0.087	4.2	4.7	5.0	5.4	6.0	6.6	7.4	8.5	9.5	10.4	11.2	12.0	12.7	13.4
125	0.089	4.4	4.8	5.2	5.6	6.3	6.9	7.7	8.8	9.9	10.8	11.6	12.4	13.2	14.0
13	0.091	4.6	5.0	5.4	5.8	6.5	7.1	8.0	9.2	10.3	11.3	12.1	12.9	13.7	14.5
14	0.093	5.0	5.4	5.9	6.3	7.0	7.7	8.6	9.9	11.1	12.1	12.9	13.7	14.5	15.3
15	0.096	5.3	5.8	6.3	6.7	7.5	8.2	9.2	10.6	11.9	13.0	14.1	15.0	15.9	16.8
20	0.109	7.1	7.8	8.4	8.9	10.0	11.0	12.3	14.1	15.8	17.3	18.4	19.5	20.6	21.7



## Ceramic nozzle (with swivel nut\*)

Part No.	IN	Angle	Size
29.076*	G3/8" F	80°	040
29.076	---	80°	040



## Foam nozzle

Part No.	IN	Angle	Size
18.50400	1/8"NPTM	50°	400



## Stabilizer Nozzle

(without insert nozzle)

Part No.	IN
14.901	1/4" NPTM
14.902	1/8" NPTM

### Legend

M... = metric thrust, ..M = male, F = female, G = gas pipe thrust, R = gas pipe thrust conical, QV = quick connects, SV = profile ring fitting  
D = diameter, L = length, NW = nominal width, SW = wrench size, IN = media input, OUT = media output, RS = basic position



- ✓ Cut cleaning in half
- ✓ Wider coverage with a 0° spray

The Mosmatic Turbo Nozzle increases your Cleaning coverage. The 0 degree rotation creates a penetrating chiselling action, saving you time and money. Use this high pressure upgrade solution for hard surface applications such as concrete, graffiti removal or mud-encrusted vehicles. Changing from a flat fan nozzle to a Turbo Nozzle will highly increase the cleaning efficiency.



## Turbo Nozzle «Rex»

Part No.	IN	Size	Color	max. Press.	max. Temp.	Weight
14.150	1/4" NPTF	3.0	yellow	5800 psi	212°F	1.3 lbs
14.151		3.5	purple			
14.152		4.0	brown			
14.153		4.5	lime			
14.154		5.0	black			
14.155		5.5	light blue			
14.156		6.0	red			
14.157		6.5	white			
14.158		7.0	pink			
14.159		8.0	orange			
14.160		9.0	green			
14.161		10.0	grey			

14.170	1/2" NPTF	3.0	yellow	3600 psi	212°F	1.3 lbs
14.171		3.5	purple			
14.172		4.0	brown			
14.173		4.5	lime			
14.174		5.0	black			
14.175		5.5	light blue			
14.176		6.0	red			
14.177		6.5	white			
14.178		7.0	pink			
14.179		8.0	orange			
14.180		9.0	green			
14.181		10.0	grey			

Other sizes upon request.

## Turbo Nozzle «iRex»

Part No.	IN	Size	Color	max. Press.	max. Temp.	Weight
14.250	1/4" NPTF	3.0	yellow	5800 psi	194°F	1.3 lbs
14.251		3.5	purple			
14.252		4.0	brown			
14.253		4.5	lime			
14.254		5.0	black			
14.255		5.5	light blue			
14.256		6.0	red			
14.257		6.5	white			
14.258		7.0	pink			
14.259		8.0	orange			
14.260		9.0	green			
14.261		10.0	grey			

Other sizes upon request.



## Hydro Digging Turbo Nozzle «iRex»

Part No.	IN	Size	Color	max. Press.	max. Temp.	Weight
14.279	1/2" NPTF	8.0	orange	2900 psi	194°F	1.3 lbs
14.280		9.0	green			
14.281		10.0	grey			

Other sizes upon request.




## Turbo Nozzle «Rex small»

Part No.	IN	Size	Color	max. Press.	max. Temp.	Weight
14.942	1/4" NPTF	4.0	brown	3600 psi	212°F	0.7 lbs
14.944		5.5	light blue			


Other sizes upon request.


**Important: Always start turbo nozzles in down position. Do not use unprotected!**





Adaptor with sieve	Part No.	Weight	
IN 3/8"NPTF, OUT 3/8"NPTM, MC 50	<b>53.011</b>	0.13 lbs	
IN 3/8"NPTF, OUT 3/8"NPTM, MC 200	<b>53.012</b>	0.13 lbs	
IN 1/2"NPTF, OUT 1/2"NPTM, MC 50	<b>53.015</b>	0.13 lbs	
IN 1/2"NPTF, OUT 1/2"NPTM, MC 200	<b>53.016</b>	0.13 lbs	


MC = Mesh count


Extension fitting	Part No.	Weight	
for DR-520 roof cleaner IN G3/8" F, OUT G3/8" M	<b>38217</b>	0.1 lbs	


Extension for surface cleaner	Part No.	Weight	
17", stainless IN M22x1.5 F, OUT G1/4" M	<b>78.908</b>	0.7 lbs	


Hand grip replacement kit	Part No.	Weight	
for Surface Cleaner ø8"/12"	<b>78.945</b>	0.4 lbs	

Height adjusters long	Part No.	Weight	
for DR-520 roof cleaner	<b>904.351</b>	0.4 lbs	


High pressure filter	Part No.	Weight	
IN 1/4" NPTF, OUT 1/4" NPTM	<b>90.061</b>	0.4 lbs	
IN 3/8" NPTF, OUT 3/8" NPTM	<b>90.063</b>	0.55 lbs	

HP Quick connect coupler	Part No.	Weight	
stainless steel, 5000 psi			
1/4" NPTF, D 0.47", NW 1/4", SW 0.87"	<b>70.015</b>	0.13 lbs	
1/4" NPTM, D 0.47", NW 1/4", SW 0.87"	<b>70.016</b>	0.18 lbs	
3/8" NPTF, D 0.6", NW 3/8", SW 0.94"	<b>70.017</b>	0.22 lbs	
3/8" NPTM, D 0.6", NW 3/8", SW 0.94"	<b>70.018</b>	0.22 lbs	




HP Quick connect plug	Part No.	Weight	
stainless steel, 5000 psi			
1/4" NPTF, D 0.47", NW 1/4", SW 0.67"	<b>70.025</b>	0.06 lbs	
1/4" NPTM, D 0.47", NW 1/4", SW 0.67"	<b>70.026</b>	0.06 lbs	
3/8" NPTF, D 0.6", NW 3/8", SW 0.87"	<b>70.027</b>	0.13 lbs	
3/8" NPTM, D 0.6", NW 3/8", SW 0.87"	<b>70.028</b>	0.13 lbs	


Mosmatic HP Gun «NEO»	Part No.	Weight	
5000 psi, 300°F, Low Trigger Force IN 3/8" NPTF, OUT 1/4" NPTF	<b>29.081</b>	1.3 lbs	
8700 psi, 300°F, Low Trigger Force IN 1/2" NPTF, OUT 1/2" NPTF	<b>29.136</b>	1.5 lbs	



More products see HP Gun page.


Nozzle guard	Part No.	Weight	
plug on ø0.6" & G3/8" Other versions upon request.	<b>29.010</b>	0.02 lbs	


More products upon request.


Nozzles	Part No.	Weight	
Nozzle package #2 for AQUA surface cleaner	<b>78.983</b>	0.09 lbs	
Low pressure upgrade kit for Hurricane-Series	<b>80.9011</b>	8.4 lbs	
Gum remover nozzle, IN G1/4" F Size #3	<b>29.102</b>	1.3 lbs	
Gum remover nozzle, IN G1/4" F Size #4	<b>29.103</b>	1.3 lbs	
Gum remover nozzle, IN G1/4" F Size #5	<b>29.119</b>	1.3 lbs	
Ceramic nozzle, 80° angle Size 180 (040), IN G3/8" F	<b>29.076</b>	0.04 lbs	


Pedal switch	Part No.	Weight	
for DR-520 roof cleaner IN M22x1.5 M, OUT M22x1.5 F	<b>80.987</b>	31.0 lbs	


Protection plate	Part No.	Weight	
for Surface Cleaner ø8"	<b>902.922</b>	0.4 lbs	
for Surface Cleaner ø12"	<b>900.066</b>	1.2 lbs	
for Duct Cleaner ø12", stainless	<b>901.022</b>	1.5 lbs	
for Duct Cleaner ø16", stainless	<b>901.023</b>	2.9 lbs	
for Duct Cleaner ø20", stainless	<b>901.024</b>	4.6 lbs	
for Duct Cleaner ø24", stainless	<b>901.025</b>	6.6 lbs	
Screw-set	<b>81.942</b>	0.1 lbs	

Quick connection	Part No.	Weight	
IN M22x1.5 F, OUT 1/4", NW 1/8"	<b>50.131</b>	0.15 lbs	
IN M22x1.5 F, OUT 5/16", NW 7/32"	<b>50.132</b>	0.15 lbs	
IN M22x1.5 F, OUT 3/8", NW 1/4"	<b>50.133</b>	0.13 lbs	

Stabilizer Nozzle	Part No.	Weight	
1/4" NPTM, 3.7"	<b>14.901</b>	0.2 lbs	
1/8" NPTM, 3.7"	<b>14.902</b>	0.2 lbs	

Swivel for paint spray guns	Part No.	Weight	
IN 1/4" NPTF, OUT 1/8" M	<b>32.906</b>	0.8 lbs	
IN 1/8" NPTF, OUT 1/8" M	<b>32.910</b>	0.8 lbs	
IN 1/4" NPTF, OUT 1/4" M	<b>32.915</b>	0.9 lbs	

TYR Hook	Part No.	Weight	
stabilize your Duct Cleaner	<b>81.905</b>	0.2 lbs	

TYR Mobile (adjustable)	Part No.	Weight	
for ø6"-12" pipe	<b>81.911</b>	9.0 lbs	
for ø12"-20" pipe	<b>81.902</b>	9.5 lbs	
for ø20"-24" pipe	<b>81.903</b>	15.6 lbs	

Duct Cleaner not included.



On our website under the category Products you will find useful knowledge about our products and other interesting topics.

## High Quality Rotary Unions - for a wide variety of applications

Often unnoticed but essential in many industries: Rotary Unions. There are many applications that require swivels for example car washes, production facilities, hose reels, cleaning systems, hydraulic systems and many more. The various fields of operation set broad requirements for rotary unions. With different designs, nominal widths and sealing materials Mosmatic covers many applications and industries.



## Surface Cleaners for professional use

Time is money. A truth that applies to all industries. Especially the cleaning sector needs to be time efficient to achieve economical results. With a surface cleaner you are able to clean multiple times faster than with an average high pressure lance. Thanks to the cleaning diameter of up to 29.5", surfaces are free of debris in no time. The housing is a great feature that helps to keep the surrounding areas free from splashing waste water and debris. Apart from floors you can also clean stairs, walls, roofs and other surfaces.


## More than an Undercarriage Cleaner

The construction industry is working with heavy vehicles, that need to be cleaned and maintained. The maintenance of a vehicle fleet is time and cost intensive. Those two factors can be reduced by using professional cleaning equipment from Mosmatic. Developed and manufactured in Switzerland, the Mosmatic Hurricane Series is specifically designed for the requirements of the building industry and helps you to maintain your vehicle fleet in a time-saving and cost-saving manner.



## Fight viruses with Mosmatic Products

There are various ways in which we can protect ourselves and our fellow human beings from infection. We would like to focus on how we can keep the environment clean and free of viruses and bacteria. Mosmatic offers a range of different products for disinfection.





**Our goal:**

**To provide quality and reliability in design and performance.**

# ROTARY UNIONS

## **Car Wash Industry**

Rim cleaning, self-service car wash, undercarriage or touchless wash systems, Mosmatic swivels have been a source for all major manufacturers.



## **High Pressure Cleaning Industry**

With a proven design portfolio, Mosmatic offers a complete line of low and high rpm designs. From product advancements to exotic applications such as sea water we can assist, provide or design something for you.



## **Hydraulics and Pneumatics**

Provide longer life and reliability to your hydraulic or high pressure hose applications with Mosmatic large variety of swivels.



## **Industrial Cleaning**

With clean compact low profile designing, Mosmatic swivels can be integrated into many different application and installation areas. Don't compromise performance and design when we can assist with the right union for your needs.





 **OPTIMAL**     **ALTERNATIVE**

Application	DGV	DGVI	DGK	DGS	DKS	DGE	DGEI	DGR	WDE	WDEI	WDEILP	WDG	WDB	WDC	WDRS	DGL	DGG	DGF	DXL	DYG	DXG	DXF	DXTI	DXLS	DXGS	DXFS	DYL	DYG	DYF	DYW	DYCI/DYDI	DYT/DYU	DYKI	QVS
Agriculture																																		
Automatic carwashes																																		
Bus/Train/Truck wash systems																																		
Ceiling Boom																																		
Compressed air guns																																		
Container wash																																		
Conveyor belt cleaning																																		
Duct cleaning																																		
Fire Service																																		
Fishnet cleaning																																		
Fleet wash																																		
Food Industry																																		
Hose																																		
Hose reels																																		
HP-Cleaner																																		
HP-Guns																																		
Hydraulic																																		
Mining Industry																																		
Municipal vehicle																																		
Paint guns																																		
Paint Industry																																		
Parts washer																																		
Pipe cleaning																																		
Pneumatic																																		
Salt water																																		
Self-rotating application																																		
Surface Cleaner																																		
Tire cleaning																																		
Touchless carwash																																		
Tunnel wash systems																																		
Wands																																		
Wheel washer																																		

If you don't see your application on the chart, please contact us.



**Inline + 90° Swivels**

	Nominal width	Seal System	Pressure max. [psi]	RPM max. [rpm]	Temp. max. [°F]	Type	Page
Swivels, single bearing system	NW 1/4" - 3/8"	O-ring	4000	30	250	DGV	68
Swivels, single bearing system	NW 1/4"		7300	30	250	DGVI	69
Swivels, single bearing system, short	NW 1/8" - 1/4"		4000	30	250	DGK	70-71
Swivels, dual bearing system	NW 1/4" - 3/8"		4000	30	250	DGS	72
Swivel couplings, single bearing system	NW 1/8" - 1/4"		3600	30	250	DKS	73
Hi flo Swivels, single bearing system	NW 3/8" - 1 1/2"		2900/4000	30	250	DGE	74
Hi flo Swivels, triple bearing system	NW 3/8" - 1 1/2"		2900/5000	30	250	DGEI	75
Hi flo Swivels, quadruple bearing system	NW 1/2" - 2"		150-3000	70-200	40-180	DGR	76

90° Swivels	NW 1/4" - 1/2"	O-ring	4000	30	250	WDE	77
90° Swivels, dual bearing system	NW 1/4" - 1"		3000/5800 725	30	250	WDEI WDEI LP	78
90° Swivels	NW 1/4" - 1/2"		2200/4000	30	200/250	WDG	79
90° Swivels, dual bearing system	NW 1/4" - 3/8"		4000	30-200	250	WDB	80
90° Swivels, dual bearing system	NW 1/2"		4000	30-200	250	WDC	81
Hi flo 90° Swivels, dual bearing system	NW 3/8" - 2"		150-3000	60-150	40-180	WDRS	82

**High RPM Swivels**

Swivels, triple bearing system	NW 1/4" - 3/8"	O-ring	4000	1000	90	DGL	83
Swivels, triple bearing system, with bulkhead fitting	NW 1/4" - 3/8"		4000	1000	90	DGG	84
Swivels, triple bearing system, with flange	NW 1/4" - 3/8"		4000	1000	90	DGF	85

Swivels, triple bearing system	NW 1/4"	Ceramic	2500	2000	40-250	DXL	86
Swivels, triple bearing system	NW 1/4"		300	1000	350	DXLS / DXGS DXFS	87
Swivels, triple bearing system, with bulkhead fitting	NW 1/4"		2500	2000	40-250	DXG	88
Swivels, triple bearing system, with flange	NW 1/4"		2500	2000	40-250	DXF	89
Swivels, quadruple bearing system	NW 1/4" - 1/2"		2500	2000	250	DXTI	90

Swivels, triple bearing system	NW 1/4"	Carbide	4000	2000	250	DYL	91
Swivels, triple bearing system, with bulkhead fitting	NW 1/4" - 3/8"		4000	2000	250	DYG	92
Swivels, triple bearing system, with flange	NW 1/4"		4000	2000	250	DYF	93
Swivels, triple bearing system	NW 1/4"		5000	2000	250	DYW	94
Swivels, triple bearing system	NW 1/4"		5000/7300	2000	250	DYCI / DYDI	95
Swivels, quadruple bearing system	NW 1/4" - 3/8"		5000/7300	2000	250	DYT / DYU	96
Swivels, quadruple bearing system	NW 1/4" - 3/8"		5000	2000	250	DYKI	97

**Accessories**

Quick connects							QVS	98
----------------	--	--	--	--	--	--	-----	----

**Additional Seal Options available**

EPDM (E) or FKM/Viton (V). Please indicate letter of seal material after part number.



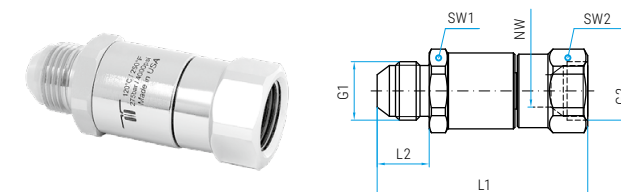
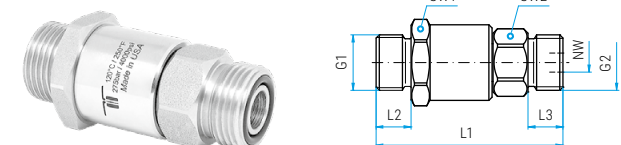
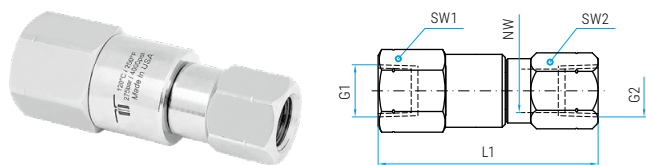
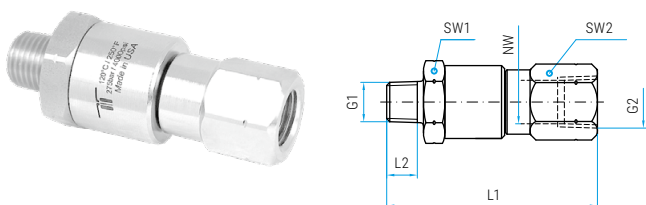
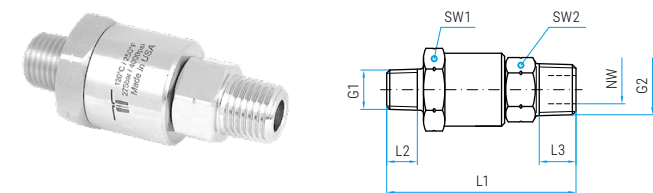
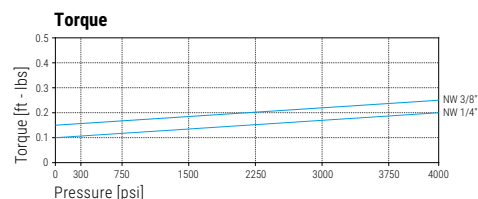
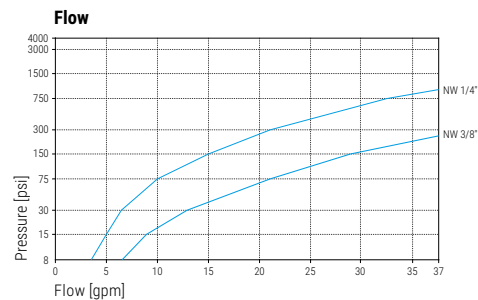
- ✓ Live rotation under maximum pressure
- ✓ Single bearing system
- ✓ Stainless steel internal parts
- ✓ Corrosion resistant
- ✓ Reinforced inner shaft
- ✓ Maintenance free

## Application

HP-Guns, hose connections, hydraulics, tangle-free applications

### TECHNICAL DATA

<b>Pressure</b>	4000 psi (27.5 MPa)
<b>Temperature</b>	250°F
<b>RPM</b>	max. 30 rpm
<b>Body</b>	stainless steel brass, nickel plated
<b>Inner part</b>	stainless steel
<b>Seal</b>	O-ring NBR (optional: EPDM or FKM)
<b>Bearing</b>	1x thrust ball bearing
<b>Throughput medium</b>	pH 3 - 12 filtered 10 microns compressed air (290 psi)



### DGV

Part No.	G1 (M)	G2 (M)	NW	SW1	SW2	L1	L2	L3	Weight
<b>32.551</b>	1/4" NPTM	1/4" NPTM	1/4"	0.94	0.67	2.40	0.39	0.43	4.2 oz
<b>32.553</b>	1/4" NPTM	3/8" NPTM	1/4"	0.94	0.75	2.44	0.39	0.47	4.9 oz
<b>32.561</b>	3/8" NPTM	1/4" NPTM	1/4"	0.94	0.67	2.44	0.43	0.43	4.9 oz
<b>32.563</b>	3/8" NPTM	3/8" NPTM	1/4"	0.94	0.75	2.48	0.43	0.47	5.4 oz
<b>32.861</b>	1/2" NPTM	3/8" NPTM	3/8"	1.06	0.75	2.76	0.59	0.47	7.5 oz
<b>32.863</b>	1/2" NPTM	1/2" NPTM	3/8"	1.06	1.06	2.91	0.59	0.59	8.2 oz

Part No.	G1 (M)	G2 (F)	NW	SW1	SW2	L1	L2	Weight
<b>32.552</b>	1/4" NPTM	1/4" NPTF	1/4"	0.94	0.75	2.60	0.39	5.2 oz
<b>32.554</b>	1/4" NPTM	3/8" NPTF	1/4"	0.94	0.87	2.71	0.39	5.6 oz
<b>32.562</b>	3/8" NPTM	1/4" NPTF	1/4"	0.94	0.75	2.63	0.43	5.7 oz
<b>32.564</b>	3/8" NPTM	3/8" NPTF	1/4"	0.94	0.87	2.75	0.43	6.2 oz
<b>32.852</b>	3/8" NPTM	3/8" NPTF	3/8"	1.06	0.87	2.87	0.43	6.4 oz
<b>32.854</b>	3/8" NPTM	1/2" NPTF	3/8"	1.06	1.06	2.87	0.43	7.1 oz
<b>32.864</b>	1/2" NPTM	1/2" NPTF	3/8"	1.06	1.06	3.03	0.59	8.7 oz

Part No.	G1 (F)	G2 (F)	NW	SW1	SW2	L1	Weight
<b>32.557</b>	1/4" NPTF	1/4" NPTF	1/4"	0.94	0.75	2.72	6.5 oz
<b>32.559</b>	1/4" NPTF	3/8" NPTF	1/4"	0.94	0.87	2.83	6.6 oz
<b>32.567</b>	3/8" NPTF	1/4" NPTF	1/4"	0.94	0.75	2.76	6.6 oz
<b>32.569</b>	3/8" NPTF	3/8" NPTF	1/4"	0.94	0.87	2.87	7.1 oz

### DGV Face seal

Part No.	G1 (M)	G2 (M)	NW	SW1	SW2	L1	L2	L3	Weight
<b>32.571</b>	11/16"-16UN	11/16"-16UN	1/4"	0.94	0.87	2.32	0.43	0.43	4.9 oz
<b>32.871</b>	13/16"-16UN	13/16"-16UN	3/8"	1.06	0.94	2.44	0.43	0.43	6.6 oz

### DGV Hydraulic

Part No.	G1 (M)	G2 (F)	NW	SW1	SW2	L1	L2	Weight
<b>32.926</b>	3/4" JIC M	3/4" JIC F	3/8"	1.00	1.00	2.71	0.67	6.0 oz

DGV Heat Shield see DGV1 page.

#### Legend

M... = metric thrust, ..M = male, F = female, G = gas pipe thrust, R = gas pipe thrust conical, QV = quick connects  
SV = profile ring fitting, D = diameter, L = length, NW = nominal width, SW = wrench size

#### Additional Seal Options available

EPDM (E) or FKM/Viton (V). Please indicate letter of seal material after part number.  
Minimum orders apply.



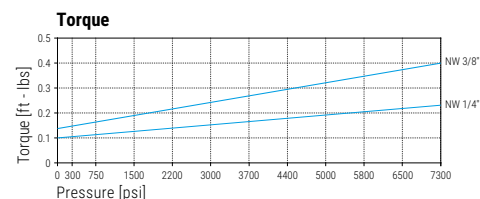
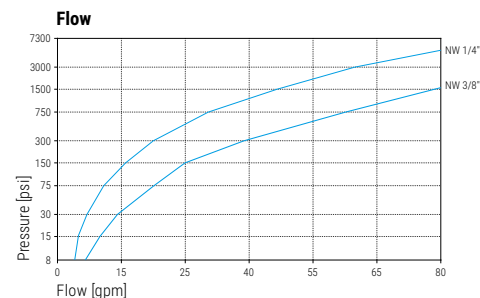
- ✓ Live rotation under maximum pressure
- ✓ Complete stainless steel construction
- ✓ Single bearing system
- ✓ Corrosion resistant
- ✓ Maintenance free

## Application

HP-guns, high pressure hose reels, hydraulics, tangle-free applications

### TECHNICAL DATA

<b>Pressure</b>	7300 psi (50 MPa) 5000 psi* (35 MPa)
<b>Temperature</b>	250°F
<b>RPM</b>	max. 30 rpm
<b>Body</b>	stainless steel
<b>Inner part</b>	stainless steel
<b>Seal</b>	O-ring NBR (optional: EPDM or FKM)
<b>Bearing</b>	1x thrust ball bearing
<b>Throughput medium</b>	pH 3 - 12 filtered 10 microns compressed air (290 psi)



### DGVI

Part No.	G1 (M)	G2 (M)	NW	SW1	SW2	L1	L2	L3	Weight
<b>32.763</b>	3/8" NPTM	3/8" NPTM	1/4"	0.94	0.75	2.48	0.43	0.47	5.4 oz

Part No.	G1 (M)	G2 (F)	NW	SW1	SW2	L1	L2	Weight
<b>32.752</b>	1/4" NPTM	1/4" NPTF	1/4"	0.94	0.75	2.60	0.39	5.2 oz
<b>32.764</b>	3/8" NPTM	3/8" NPTF	1/4"	0.94	0.87	2.75	0.43	6.4 oz
<b>32.894</b>	1/2" NPTM	1/2" NPTF	3/8"	1.06	1.06	2.95	0.59	8.8 oz

Part No.	G1 (F)	G2 (M)	NW	SW1	SW2	L1	L2	Weight
<b>32.768</b>	3/8" NPTF	3/8" NPTM	1/4"	0.94	0.75	2.60	0.47	5.9 oz

Part No.	G1 (F)	G2 (F)	NW	SW1	SW2	L1	Weight
<b>32.769</b>	3/8" NPTF	3/8" NPTF	1/4"	0.94	0.87	2.87	7.1 oz

### DGVI with quick connect plug

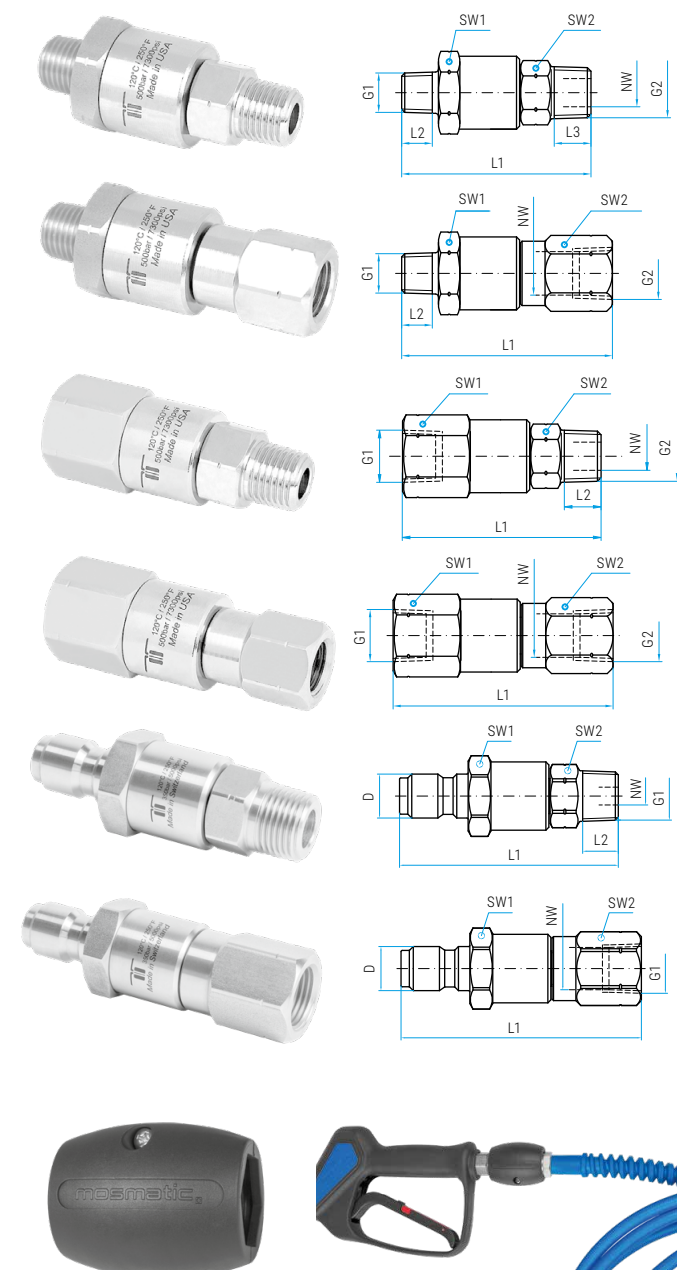
Part No.	D	G1 (M)	NW	SW1	SW2	L1	L2	Weight
<b>32.773*</b>	ø0.47"	1/4" NPTM	1/4"	0.94	0.67	2.80	11	4.2 oz
<b>32.778*</b>	ø0.60"	3/8" NPTM	1/4"	0.94	0.75	2.90	12	5.1 oz

Part No.	D	G1 (F)	NW	SW1	SW2	L1	Weight
<b>32.774*</b>	ø0.47"	1/4" NPTF	1/4"	0.94	0.75	3.00	5.0 oz
<b>32.779*</b>	ø0.60"	3/8" NPTF	1/4"	0.94	0.87	3.20	6.2 oz

### DGV Heat Shield

Part No.	Material	Screw	Weight
<b>28.973**</b>	PA, black	included	1.2 oz

\*\* minimum order quantity 15 pcs



### Legend

M... = metric thrust, ..M = male, F = female, G = gas pipe thrust, R = gas pipe thrust conical, QV = quick connects  
SV = profile ring fitting, D = diameter, L = length, NW = nominal width, SW = wrench size

### Additional Seal Options available

EPDM (E) or FKM/Viton (V). Please indicate letter of seal material after part number.  
Minimum orders apply.



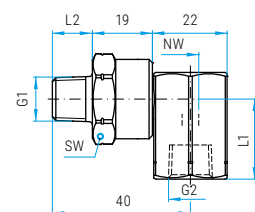
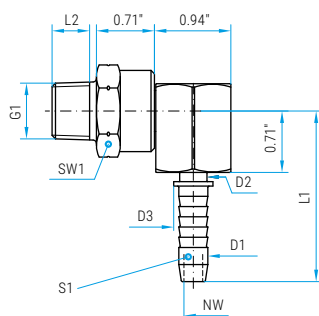

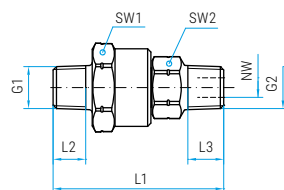
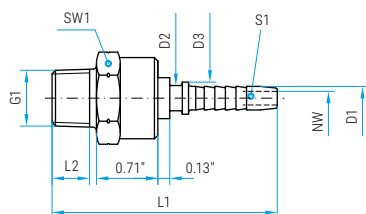

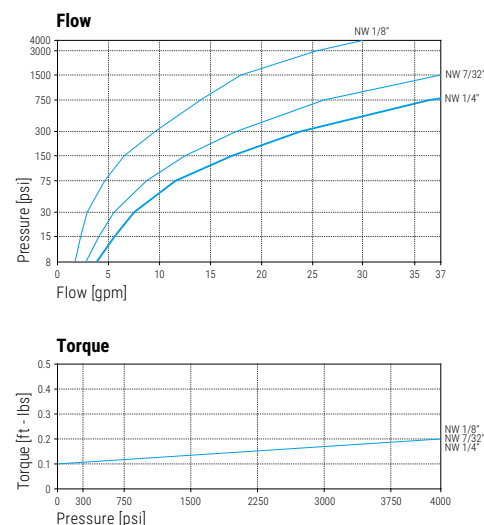
- ✓ Maintenance free
- ✓ Multitude of configurations
- ✓ Live rotation at maximum pressure
- ✓ Compact design

## Application

HP-Guns, hose connections, hydraulics, tangle-free applications

### TECHNICAL DATA

<b>Pressure</b>	4000 psi (27.5 MPa)
<b>Temperature</b>	250°F
<b>RPM</b>	max. 30 rpm
<b>Body</b>	stainless steel brass, nickel plated
<b>Inner part</b>	stainless steel
<b>Seal</b>	O-ring NBR (optional: EPDM or FKM)
<b>Bearing</b>	1x thrust ball bearing
<b>Throughput medium</b>	pH 3 - 12 filtered 10 microns compressed air (290 psi)



### DGK

Part No.	G1 (M)	S1	NW	SW1	L1	L2	D1	D2	D3	Weight
32.081	1/4" NPTM	1/4"	1/8"	0.94	2.55	0.39	0.27	0.29	0.37	2.8 oz
32.082	1/4" NPTM	5/16"	7/32"	0.94	2.63	0.39	0.33	0.34	0.44	2.8 oz
32.089	1/4" NPTM	3/8"	1/4"	0.94	2.70	0.39	0.40	0.42	0.54	2.6 oz
32.181	3/8" NPTM	1/4"	1/8"	0.94	2.59	0.43	0.27	0.29	0.37	3.2 oz
32.182	3/8" NPTM	5/16"	7/32"	0.94	2.68	0.43	0.33	0.34	0.44	3.3 oz
32.189	3/8" NPTM	3/8"	1/4"	0.94	2.76	0.43	0.40	0.42	0.54	4.8 oz

### DGK (single bearing, compact)

Part No.	G1 (M)	G2 (M)	NW	SW1	SW2	L1	L2	L3	Weight
32.051	1/4" NPTM	1/4" NPTM	1/4"	0.94	0.67	2.05	0.39	0.43	3.5 oz
32.053	1/4" NPTM	3/8" NPTM	1/4"	0.94	0.75	2.09	0.39	0.39	3.9 oz
32.153	3/8" NPTM	3/8" NPTM	1/4"	0.94	0.75	2.13	0.43	0.47	4.2 oz

### DGK 90°

Part No.	G1 (M)	S1	NW	SW1	L1	L2	D1	D2	D3	Weight
32.381	1/4" NPTM	1/4"	1/8"	0.94	1.95	0.39	0.27	0.29	0.37	5.3 oz
32.382	1/4" NPTM	5/16"	7/32"	0.94	1.97	0.39	0.33	0.34	0.44	5.3 oz
32.389	1/4" NPTM	3/8"	1/4"	0.94	2.10	0.39	0.40	0.42	0.54	6.0 oz
32.481	3/8" NPTM	1/4"	1/8"	0.94	1.95	0.43	0.27	0.29	0.37	5.5 oz
32.482	3/8" NPTM	5/16"	7/32"	0.94	1.97	0.43	0.33	0.34	0.44	5.7 oz
32.489	3/8" NPTM	3/8"	1/4"	0.94	2.10	0.43	0.40	0.42	0.54	6.2 oz

### DGK 90°

Part No.	G1 (M)	G1 (F)	NW	SW1	L1	L2	Weight
32.543	1/4" NPTM	1/4" NPTF	1/4"	0.94	0.94	0.39	5.6 oz
32.544	1/4" NPTM	3/8" NPTF	1/4"	0.94	1.06	0.39	5.5 oz
32.548	3/8" NPTM	1/4" NPTF	1/4"	0.94	0.94	0.39	5.9 oz
32.549	3/8" NPTM	3/8" NPTF	1/4"	0.94	1.06	0.39	5.8 oz

### Legend


M... = metric thrust, .M = male, F = female, G = gas pipe thrust, R = gas pipe thrust conical, QV = quick connects  
SV = profile ring fitting, D = diameter, L = length, NW = nominal width, SW = wrench size

### Additional Seal Options available

EPDM (E) or FKM/Viton (V). Please indicate letter of seal material after part number.  
Minimum orders apply.



- ✓ Improved gun mobility
- ✓ Plug Nipple: ISO-6150 B-profile
- ✓ Spray guns and compressed air guns
- ✓ High quality design
- ✓ High quality swivel for use with your specific application



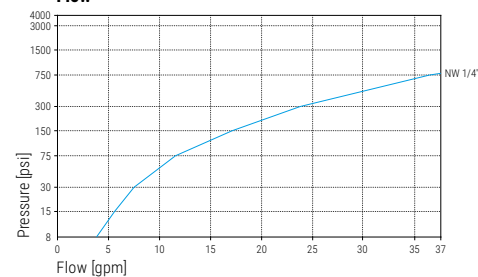
## Application

Compressed air guns, paint guns

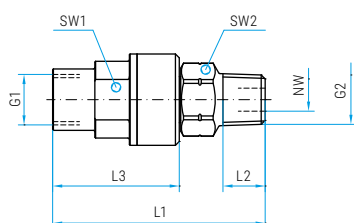
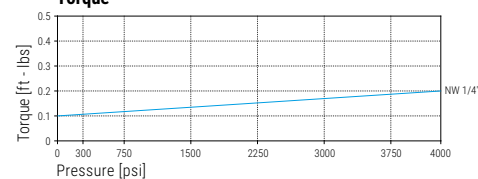
### TECHNICAL DATA

<b>Pressure</b>	4000 psi (27.5 MPa)
<b>Temperature</b>	250°F
<b>RPM</b>	max. 30 rpm
<b>Body</b>	stainless steel brass, nickel plated
<b>Inner part</b>	stainless steel
<b>Seal</b>	O-ring NBR (optional: EPDM or FKM)
<b>Bearing</b>	1x thrust ball bearing
<b>Throughput medium</b>	pH 3 - 12 filtered 10 microns compressed air (290 psi)

### Flow

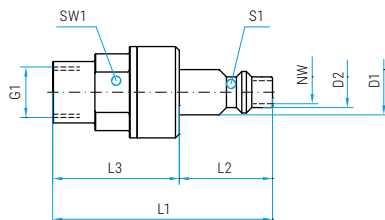


### Torque



### DGK

Part No.	G1 (F)	G2 (M)	NW	SW1	SW2	L1	L2	L3	Weight
<b>32.985</b>	G1/4" F	1/4" NPTM	1/4"	0.67	0.67	2.16	0.43	1.30	3.2 oz



### DGK (ISO-6150 B-profile)

Part No.	G1 (F)	S1	NW	SW1	L1	L2	L3	D1	D2	Weight
<b>32.986</b>	G1/4" F	1/4"	1/4"	0.67	2.24	0.94	1.30	0.46	0.31	2.8 oz

### Legend


M... = metric thrust, ..M = male, F = female, G = gas pipe thrust, R = gas pipe thrust conical, QV = quick connects  
SV = profile ring fitting, D = diameter, L = length, NW = nominal width, SW = wrench size

### Additional Seal Options available

EPDM (E) or FKM/Viton (V). Please indicate letter of seal material after part number.  
Minimum orders apply.



- ✓ Very low torque
- ✓ Sealed stainless steel bearings
- ✓ Maintenance free
- ✓ Easy rotation at maximum pressure



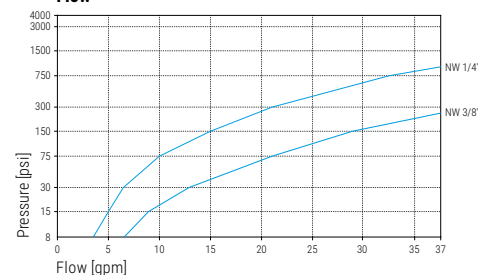
## Application

High and low pressure cleaning, hose connections, ceiling booms, hydraulic

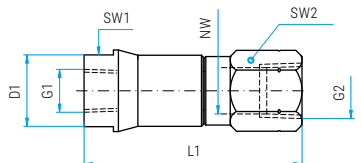
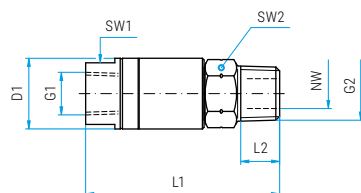
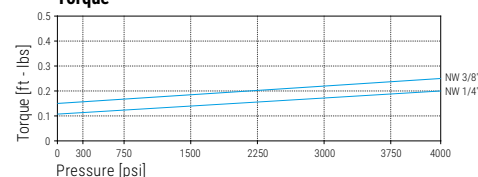
### TECHNICAL DATA

<b>Pressure</b>	4000 psi (27.5 MPa)
<b>Temperature</b>	250°F
<b>RPM</b>	max. 30 rpm
<b>Body</b>	brass, nickel plated
<b>Inner part</b>	stainless steel
<b>Seal</b>	O-ring NBR (optional: EPDM or FKM)
<b>Bearing</b>	1x thrust ball bearing 1x radial ball bearing
<b>Throughput medium</b>	pH 3 - 12 filtered 10 microns compressed air (290 psi)

### Flow



### Torque



### DGS

Part No.	G1 (F)	G2 (M)	NW	SW1	SW2	L1	L2	D1	Weight
<b>30.051</b>	1/4" NPTF	1/4" NPTM	1/4"	0.75	0.67	2.32	0.43	0.86	4.1 oz
<b>30.053</b>	1/4" NPTF	3/8" NPTM	1/4"	0.75	0.75	2.36	0.47	0.86	4.6 oz
<b>30.153</b>	3/8" NPTF	3/8" NPTM	1/4"	0.87	0.75	2.36	0.47	0.98	4.6 oz
<b>30.653</b>	3/8" NPTF	3/8" NPTM	3/8"	0.87	0.75	2.43	0.47	0.98	6.0 oz

Part No.	G1 (F)	G2 (F)	NW	SW1	SW2	L1	D1	Weight
<b>30.014</b>	G1/4" F	3/8" NPTF	1/4"	0.75	0.87	2.63	0.86	5.5 oz
<b>30.052</b>	1/4" NPTF	1/4" NPTF	1/4"	0.75	0.75	2.52	0.86	4.9 oz
<b>30.054</b>	1/4" NPTF	3/8" NPTF	1/4"	0.75	0.87	2.63	0.86	5.6 oz
<b>30.154</b>	3/8" NPTF	3/8" NPTF	1/4"	0.87	0.87	2.63	0.98	5.6 oz
<b>30.654</b>	3/8" NPTF	3/8" NPTF	3/8"	0.87	0.87	2.71	0.98	6.0 oz

#### Legend

M... = metric thrust, ..M = male, F = female, G = gas pipe thrust, R = gas pipe thrust conical, QV = quick connects  
SV = profile ring fitting, D = diameter, L = length, NW = nominal width, SW = wrench size

#### Additional Seal Options available

EPDM (E) or FKM/Viton (V). Please indicate letter of seal material after part number.  
Minimum orders apply.



- ✓ Live rotation under maximum pressure
- ✓ Single bearing system
- ✓ Self-lubricating ball bearings
- ✓ Easy to install

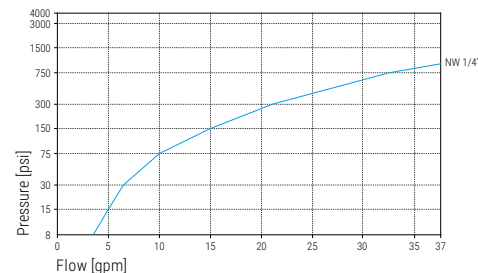
## Application

High pressure cleaning, hose connections, quick coupling

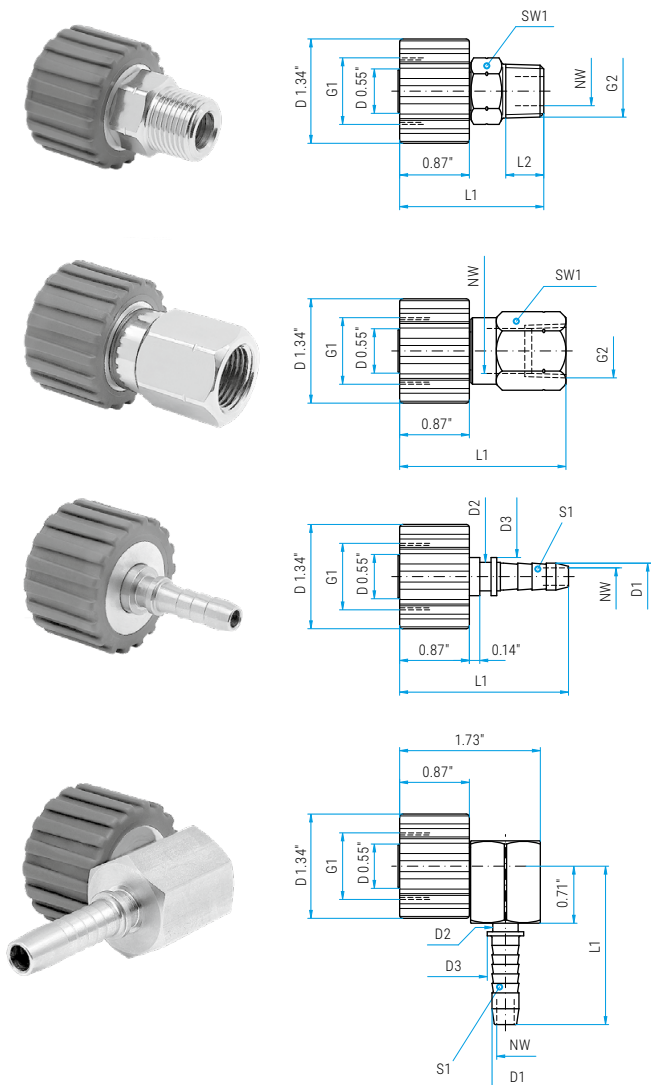
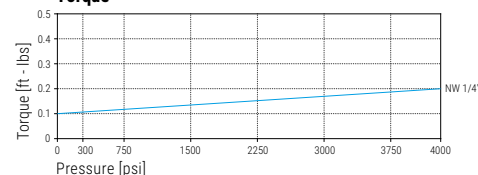
### TECHNICAL DATA

<b>Pressure</b>	3600 psi (25 MPa)
<b>Temperature</b>	250°F
<b>RPM</b>	max. 30 rpm
<b>Body</b>	brass, nickel plated
<b>Inner part</b>	stainless steel
<b>Seal</b>	O-ring NBR (optional: EPDM or FKM)
<b>Bearing</b>	1x thrust ball bearing
<b>Throughput medium</b>	pH 3 - 12 filtered 10 microns compressed air (290 psi)

### Flow



### Torque



### DKS

Part No.	G1 (QV)	G2 (M)	NW	SW1	L1	L2	Weight	Color
70.051	M21x1.5 F	1/4" NPTM	1/4"	0.67	1.76	0.43	3.6 oz	gray
70.053	M21x1.5 F	3/8" NPTM	1/4"	0.75	1.80	0.47	3.6 oz	gray
70.151	M22x1.5 F	1/4" NPTM	1/4"	0.67	1.76	0.43	3.7 oz	red
70.153	M22x1.5 F	3/8" NPTM	1/4"	0.75	1.80	0.47	3.7 oz	red

Part No.	G1 (QV)	G2 (F)	NW	SW1	L1	Weight	Color
70.052	M21x1.5 F	1/4" NPTF	1/4"	0.75	1.96	3.6 oz	gray
70.054	M21x1.5 F	3/8" NPTF	1/4"	0.87	2.08	3.6 oz	gray
70.152	M22x1.5 F	1/4" NPTF	1/4"	0.75	1.96	3.7 oz	red
70.154	M22x1.5 F	3/8" NPTF	1/4"	0.87	2.08	3.7 oz	red

Part No.	G1 (QV)	S1	NW	L1	D1	D2	D3	Weight	Color
70.131	M22x1.5 F	1/4"	1/8"	2.26	0.27	0.29	0.37	2.8 oz	red
70.132	M22x1.5 F	5/16"	7/32"	2.34	0.33	0.34	0.44	3.0 oz	red
70.139	M22x1.5 F	3/8"	1/4"	2.42	0.40	0.35	0.47	3.0 oz	red

### DKS 90°

Part No.	G1 (QV)	S1	NW	L1	D1	D2	D3	Weight	Color
70.582	M22x1.5 F	5/16"	7/32"	1.97	0.33	0.31	0.45	5.7 oz	red

### Legend

M... = metric thrust, ..M = male, F = female, G = gas pipe thrust, R = gas pipe thrust conical, QV = quick connects  
SV = profile ring fitting, D = diameter, L = length, NW = nominal width, SW = wrench size

### Additional Seal Options available

EPDM (E) or FKM/Viton (V). Please indicate letter of seal material after part number.  
Minimum orders apply.



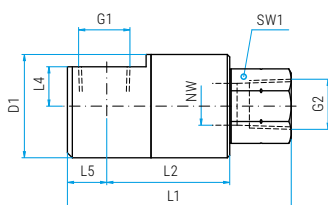
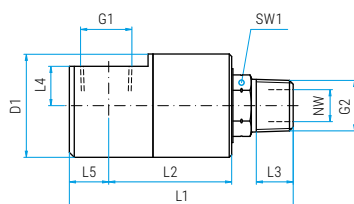
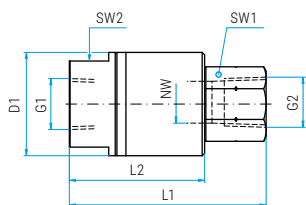
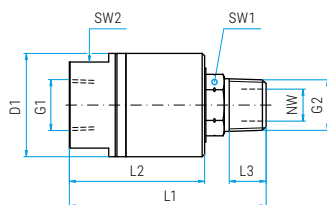

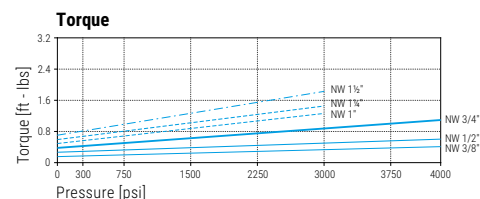
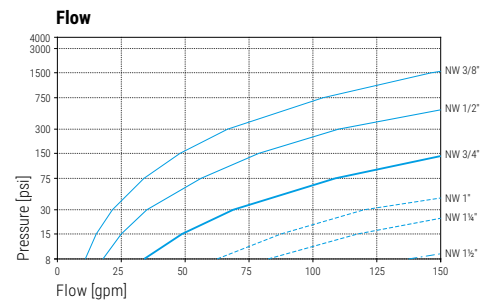
- ✓ Maintenance free
- ✓ Sealed stainless steel bearings
- ✓ High flow

## Application

High flow, low rpm, automatic car wash systems, high pressure hose reels

### TECHNICAL DATA

<b>Pressure</b>	4000 psi (27.5 MPa) 2900 psi* (20 MPa)
<b>Temperature</b>	250°F
<b>RPM</b>	max. 30 rpm
<b>Body</b>	brass, nickel plated
<b>Inner part</b>	stainless steel
<b>Seal</b>	O-ring NBR (optional: EPDM or FKM)
<b>Bearing</b>	1x thrust ball bearing
<b>Throughput medium</b>	pH 3 - 12 filtered 10 microns compressed air (290 psi)



### DGE

Part No.	G1 (F)	G2 (M)	NW	SW1	SW2	L1	L2	L3	D1	Weight
<b>34.852</b>	3/8" NPTF	3/8" NPTM	3/8"	0.87	1.38	2.87	2.05	0.43	1.65	18.9 oz
<b>34.853</b>	1/2" NPTF	1/2" NPTM	1/2"	0.87	1.38	3.15	2.17	0.59	1.65	18.9 oz
<b>34.854</b>	3/4" NPTF	3/4" NPTM	3/4"	1.06	1.57	3.46	2.38	0.63	1.97	27.8 oz
<b>34.855*</b>	1" NPTF	1" NPTM	1"	1.42	1.97	3.54	2.36	0.71	2.36	40.3 oz
<b>34.856*</b>	1 1/4" NPTF	1 1/4" NPTM	1 1/4"	1.50	1.81	4.17	2.66	0.79	2.36	47.8 oz
<b>34.857*</b>	1 1/2" NPTF	1 1/2" NPTM	1 1/2"	2.05	2.76	4.41	2.87	0.79	3.35	95.3 oz

Part No.	G1 (F)	G2 (F)	NW	SW1	SW2	L1	L2	D1	Weight
<b>34.862</b>	3/8" NPTF	3/8" NPTF	3/8"	0.87	1.38	2.81	2.05	1.65	10.4 oz
<b>34.863</b>	1/2" NPTF	1/2" NPTF	1/2"	1.06	1.38	3.15	2.17	1.65	22.0 oz
<b>34.864</b>	3/4" NPTF	3/4" NPTF	3/4"	1.26	1.57	3.39	2.38	1.97	31.8 oz
<b>34.865*</b>	1" NPTF	1" NPTF	1"	1.42	1.97	3.56	2.36	2.36	44.0 oz
<b>34.866*</b>	1 1/4" NPTF	1 1/4" NPTF	1 1/4"	1.97	1.97	3.94	2.66	2.36	50.0 oz
<b>34.867*</b>	1 1/2" NPTF	1 1/2" NPTF	1 1/2"	2.13	2.76	4.15	2.87	3.35	93.9 oz

### DGE 90°

Part No.	G1 (F)	G2 (M)	NW	SW1	L1	L2	L3	L4	L5	D1	Weight
<b>34.872</b>	3/8" NPTF	3/8" NPTM	3/8"	0.87	3.31	1.93	0.43	0.67	0.55	1.65	22.5 oz
<b>34.873</b>	1/2" NPTF	1/2" NPTM	1/2"	0.87	3.58	2.01	0.59	0.63	0.59	1.65	23.2 oz
<b>34.874</b>	3/4" NPTF	3/4" NPTM	3/4"	1.06	4.09	2.26	0.63	0.75	0.75	1.97	35.7 oz
<b>34.875*</b>	1" NPTF	1" NPTM	1"	1.42	4.53	2.52	0.71	0.91	0.83	2.36	56.7 oz
<b>34.876*</b>	1 1/4" NPTF	1 1/4" NPTM	1 1/4"	1.50	5.24	2.62	0.79	1.02	1.10	2.76	74.2 oz
<b>34.877*</b>	1 1/2" NPTF	1 1/2" NPTM	1 1/2"	2.05	5.71	2.99	0.79	1.18	1.18	3.35	128.9 oz

Part No.	G1 (F)	G2 (F)	NW	SW1	L1	L2	L4	L5	D1	Weight
<b>34.882</b>	3/8" NPTF	3/8" NPTF	3/8"	0.87	3.25	1.93	0.67	0.55	1.65	23.5 oz
<b>34.883</b>	1/2" NPTF	1/2" NPTF	1/2"	1.06	3.58	2.01	0.63	0.59	1.65	22.8 oz
<b>34.884</b>	3/4" NPTF	3/4" NPTF	3/4"	1.26	4.02	2.26	0.75	0.75	1.97	36.0 oz
<b>34.885*</b>	1" NPTF	1" NPTF	1"	1.42	4.55	2.52	0.91	0.83	2.36	53.9 oz
<b>34.886*</b>	1 1/4" NPTF	1 1/4" NPTF	1 1/4"	1.97	5.00	2.01	1.02	1.10	2.36	76.4 oz
<b>34.887*</b>	1 1/2" NPTF	1 1/2" NPTF	1 1/2"	2.13	5.47	2.01	1.18	1.18	3.35	127.5 oz

#### Legend

M... = metric thrust, ..M = male, F = female, G = gas pipe thrust, R = gas pipe thrust conical, QV = quick connects  
SV = profile ring fitting, D = diameter, L = length, NW = nominal width, SW = wrench size

#### Additional Seal Options available

EPDM (E) or FKM/Viton (V). Please indicate letter of seal material after part number.  
Minimum orders apply.



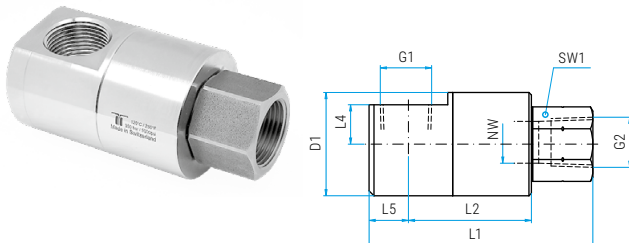
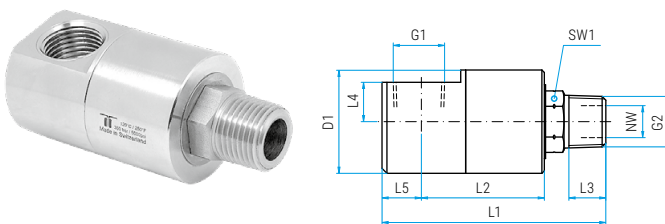
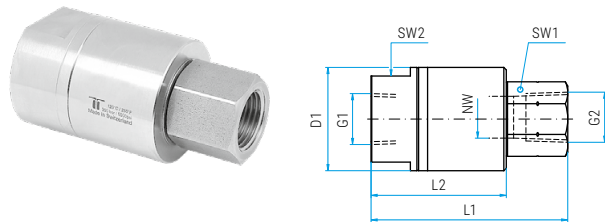
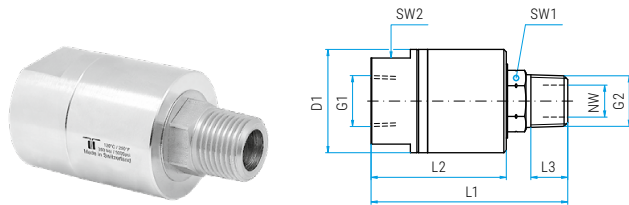
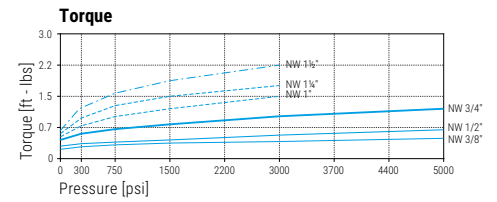
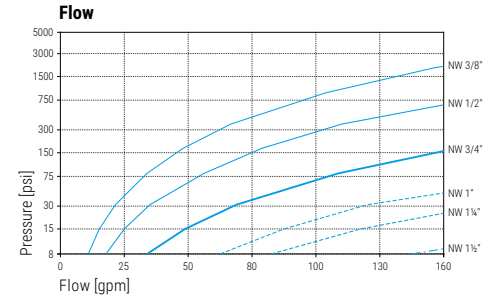
- ✓ Stainless steel construction
- ✓ Maintenance free
- ✓ Sealed stainless steel ball bearings
- ✓ High flow

## Application

Pharmaceutical industry, food industry, high flow, low rpm, automatic car wash systems

### TECHNICAL DATA

<b>Pressure</b>	5000 psi (35 MPa) 2900 psi* (20 MPa)
<b>Temperature</b>	250°F
<b>RPM</b>	max. 30 rpm
<b>Body</b>	stainless steel
<b>Inner part</b>	stainless steel
<b>Seal</b>	O-ring NBR (optional: EPDM or FKM)
<b>Bearing</b>	1x thrust ball bearing 2x sliding bearings
<b>Throughput medium</b>	pH 3 - 12 filtered 10 microns compressed air (290 psi)



### DGEI

Part No.	G1 (F)	G2 (M)	NW	SW1	SW2	L1	L2	L3	D1	Weight
<b>34.752</b>	3/8" NPTF	3/8" NPTM	3/8"	0.87	1.38	2.87	2.05	0.43	1.65	18.9 oz
<b>34.753</b>	1/2" NPTF	1/2" NPTM	1/2"	0.87	1.38	3.15	2.17	0.59	1.65	18.9 oz
<b>34.754</b>	3/4" NPTF	3/4" NPTM	3/4"	1.06	1.58	3.66	2.58	0.63	1.97	27.8 oz
<b>34.755*</b>	1" NPTF	1" NPTM	1"	1.42	1.97	3.74	2.56	0.71	2.35	40.3 oz
<b>34.756*</b>	1 1/4" NPTF	1 1/4" NPTM	1 1/4"	1.47	1.97	4.51	2.99	0.79	2.35	47.8 oz
<b>34.757*</b>	1 1/2" NPTF	1 1/2" NPTM	1 1/2"	1.97	2.76	4.61	3.07	0.79	3.33	95.3 oz

Part No.	G1 (F)	G2 (F)	NW	SW1	SW2	L1	L2	D1	Weight
<b>34.762</b>	3/8" NPTF	3/8" NPTF	3/8"	0.87	1.38	2.80	2.05	1.65	10.4 oz
<b>34.763</b>	1/2" NPTF	1/2" NPTF	1/2"	1.06	1.38	3.15	2.17	1.65	22.0 oz
<b>34.764</b>	3/4" NPTF	3/4" NPTF	3/4"	1.26	1.58	3.66	2.58	1.97	31.8 oz
<b>34.765*</b>	1" NPTF	1" NPTF	1"	1.42	1.97	3.54	2.56	2.35	44.0 oz
<b>34.766*</b>	1 1/4" NPTF	1 1/4" NPTF	1 1/4"	1.97	1.97	4.23	2.99	2.35	50.0 oz
<b>34.767*</b>	1 1/2" NPTF	1 1/2" NPTF	1 1/2"	2.13	2.76	4.35	3.07	3.33	93.9 oz

### DGEI 90°

Part No.	G1 (F)	G2 (M)	NW	SW1	L1	L2	L3	L4	L5	D1	Weight
<b>34.772</b>	3/8" NPTF	3/8" NPTM	3/8"	0.87	3.46	2.09	0.43	0.67	0.55	1.65	22.5 oz
<b>34.773</b>	1/2" NPTF	1/2" NPTM	1/2"	0.87	3.82	2.09	0.59	0.63	0.75	1.65	23.2 oz
<b>34.774</b>	3/4" NPTF	3/4" NPTM	3/4"	1.06	4.35	2.40	0.63	0.75	0.87	1.97	35.7 oz
<b>34.775*</b>	1" NPTF	1" NPTM	1"	1.42	4.84	2.52	0.71	0.91	1.14	2.35	56.7 oz
<b>34.776*</b>	1 1/4" NPTF	1 1/4" NPTM	1 1/4"	1.47	5.65	2.84	0.79	1.02	1.30	2.76	74.2 oz
<b>34.777*</b>	1 1/2" NPTF	1 1/2" NPTM	1 1/2"	1.97	6.12	3.17	0.79	1.18	1.42	3.33	128.9 oz

Part No.	G1 (F)	G2 (F)	NW	SW1	L1	L2	L4	L5	D1	Weight
<b>34.782</b>	3/8" NPTF	3/8" NPTF	3/8"	0.87	3.39	2.09	0.67	0.55	1.65	23.5 oz
<b>34.783</b>	1/2" NPTF	1/2" NPTF	1/2"	1.06	3.82	2.09	0.63	0.75	1.65	22.8 oz
<b>34.784</b>	3/4" NPTF	3/4" NPTF	3/4"	1.26	4.35	2.40	0.75	0.87	1.97	36.0 oz
<b>34.785*</b>	1" NPTF	1" NPTF	1"	1.42	4.65	2.52	0.91	1.14	2.35	53.9 oz
<b>34.786*</b>	1 1/4" NPTF	1 1/4" NPTF	1 1/4"	1.97	5.37	2.84	1.02	1.30	2.76	76.4 oz
<b>34.787*</b>	1 1/2" NPTF	1 1/2" NPTF	1 1/2"	2.13	5.87	3.17	1.18	1.42	3.33	127.5 oz

#### Legend

M.. = metric thrust, ..M = male, F = female, G = gas pipe thrust, R = gas pipe thrust conical, QV = quick connects  
SV = profile ring fitting, D = diameter, L = length, NW = nominal width, SW = wrench size

#### Additional Seal Options available

EPDM (E) or FKM/Viton (V). Please indicate letter of seal material after part number.  
Minimum orders apply.



- ✓ Quadruple bearing system
- ✓ High flow
- ✓ Solid stainless steel construction
- ✓ Long service life
- ✓ Maintenance free
- ✓ Corrosion resistant

## Application

Thrust and radial forces, high pressure, industrial or food service applications

### TECHNICAL DATA

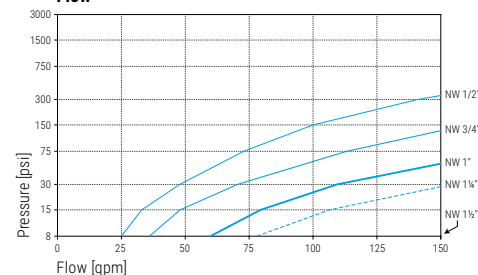
**Pressure** 150-3000 psi (1-20 MPa)  
**Temperature** 40°F - 180°F  
**RPM** see chart (max. RPM)

**Body** stainless steel

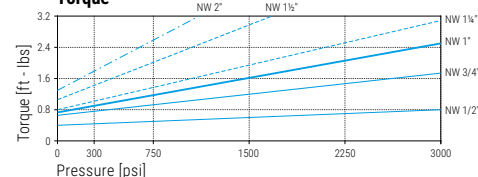
**Inner part** stainless steel  
**Seal** O-ring NBR  
 (optional: EPDM or FKM)  
**Bearing** 2x radial ball bearings  
 2x thrust ball bearings

**Throughput medium** pH 3 - 12  
 filtered 10 microns  
 compressed air (290 psi)

### Flow



### Torque



### DGR

Part No.	G1 (F)	G2 (M)	NW	SW1	SW2	L1	L2	L3	D1	max. RPM	Weight
34.211	1/2" NPTF	1/2" NPTM	1/2"	1.50	1.06	4.69	3.43	0.59	1.97	200	41.0 oz
34.311	3/4" NPTF	3/4" NPTM	3/4"	1.65	1.26	5.00	3.66	0.59	2.17	150	51.0 oz
34.411	1" NPTF	1" NPTM	1"	1.81	1.42	5.31	3.78	0.71	2.36	130	59.0 oz
34.541	1 1/4" NPTF	1 1/4" NPTM	1 1/4"	2.00	1.73	5.57	3.98	0.71	2.36	130	62.0 oz
34.511	1 1/2" NPTF	1 1/2" NPTM	1 1/2"	2.56	2.17	6.06	4.09	0.79	3.15	100	111.0 oz
34.611	2" NPTF	2" NPTM	2"	2.95	2.44	6.54	4.57	0.87	3.54	70	132.0 oz

Part No.	G1 (F)	G2 (F)	NW	SW1	SW2	L1	L2	D1	max. RPM	Weight
34.212	1/2" NPTF	1/2" NPTF	1/2"	1.50	1.06	4.92	3.43	1.97	200	41.0 oz
34.312	3/4" NPTF	3/4" NPTF	3/4"	1.65	1.26	5.24	3.66	2.17	150	53.0 oz
34.412	1" NPTF	1" NPTF	1"	1.81	1.42	5.55	3.78	2.36	130	60.0 oz
34.542	1 1/4" NPTF	1 1/4" NPTF	1 1/4"	2.00	1.73	5.65	3.98	2.36	130	61.0 oz
34.512	1 1/2" NPTF	1 1/2" NPTF	1 1/2"	2.56	2.17	6.06	4.09	3.15	100	114.0 oz
34.612	2" NPTF	2" NPTF	2"	2.95	2.56	6.70	4.57	3.54	70	133.0 oz

34.911	Seal kit for NW 1/2"
34.912	Seal kit for NW 3/4"
34.913	Seal kit for NW 1"
34.943	Seal kit for NW 1 1/4"
34.914	Seal kit for NW 1 1/2"
34.915	Seal kit for NW 2"

34.920	Repair kit for NW 1/2"
34.921	Repair kit for NW 3/4"
34.922	Repair kit for NW 1"
34.944	Repair kit for NW 1 1/4"
34.923	Repair kit for NW 1 1/2"
34.924	Repair kit for NW 2"

Repair kit includes seal and bearing set.

### Legend

M.. = metric thrust, ..M = male, F = female, G = gas pipe thrust, R = gas pipe thrust conical, QV = quick connects  
 SV = profile ring fitting, D = diameter, L = length, NW = nominal width, SW = wrench size

### Additional Seal Options available

EPDM (E) or FKM/Viton (V). Please indicate letter of seal material after part number.  
 Minimum orders apply.



- ✓ Stainless steel
- ✓ Maintenance free
- ✓ Sliding bearing

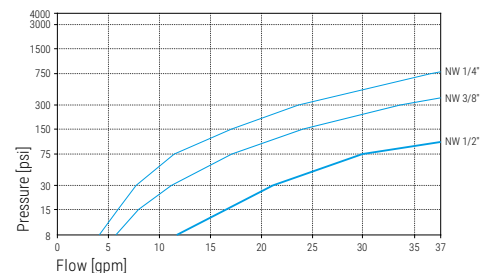
## Application

Ceiling boom, high pressure hose reels, high pressure cleaner, food industry

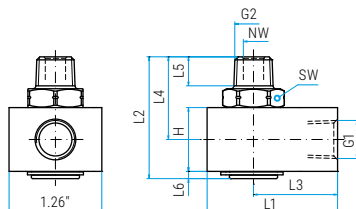
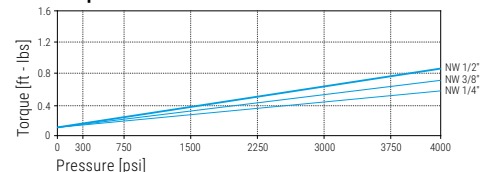
### TECHNICAL DATA

<b>Pressure</b>	4000 psi (27.5 MPa)
<b>Temperature</b>	250°F
<b>RPM</b>	max. 30 rpm
<b>Body</b>	brass, nickel plated
<b>Inner part</b>	stainless steel
<b>Seal</b>	O-ring NBR / Support ring (optional: EPDM or FKM)
<b>Bearing</b>	sliding bearing
<b>Throughput medium</b>	pH 3 - 12 filtered 10 microns compressed air (290 psi)

### Flow

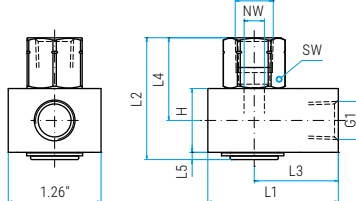


### Torque



### WDE

Part No.	G1 (F)	G2 (M)	NW	H	L1	L2	L3	L4	L5	L6	SW	Weight
43.451	1/4" NPTF	1/4" NPTM	1/4"	0.87	1.77	1.65	1.14	1.12	0.39	0.1	0.75	7.9 oz
43.452	3/8" NPTF	3/8" NPTM	3/8"	0.94	1.77	1.77	1.14	1.20	0.43	0.1	0.75	8.1 oz
43.453	1/2" NPTF	1/2" NPTM	1/2"	1.1	1.77	2.17	1.14	1.52	0.59	0.1	0.87	9.3 oz
43.454	3/8" NPTF	1/2" NPTM	1/2"	1.1	1.77	2.17	1.14	1.52	0.59	0.1	0.87	9.9 oz



Part No.	G1 (F)	G2 (F)	NW	H	L1	L2	L3	L4	L5	SW	Weight
43.456	1/4" NPTF	1/4" NPTF	1/4"	0.87	1.77	1.65	1.14	1.12	0.1	0.75	8.3 oz
43.457	3/8" NPTF	3/8" NPTF	3/8"	0.94	1.77	1.77	1.14	1.20	0.1	0.75	7.9 oz
43.458	1/2" NPTF	1/2" NPTF	1/2"	1.1	1.77	2.17	1.14	1.52	0.1	1.06	10.2 oz
43.459	3/8" NPTF	1/2" NPTF	1/2"	1.1	1.77	2.17	1.14	1.52	0.1	1.06	10.8 oz

### Legend

M... = metric thrust, ..M = male, F = female, G = gas pipe thrust, R = gas pipe thrust conical, QV = quick connects  
SV = profile ring fitting, D = diameter, L = length, NW = nominal width, SW = wrench size

### Additional Seal Options available

EPDM (E) or FKM/Viton (V). Please indicate letter of seal material after part number.  
Minimum orders apply.



- ✓ Complete stainless steel
- ✓ Maintenance free
- ✓ Compact design
- ✓ Sliding bearing system

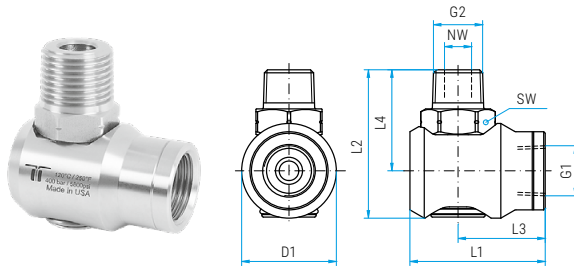
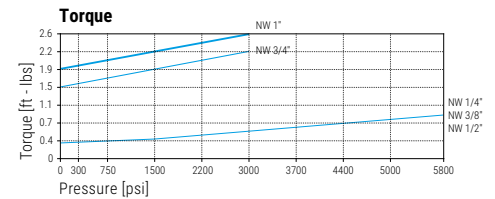
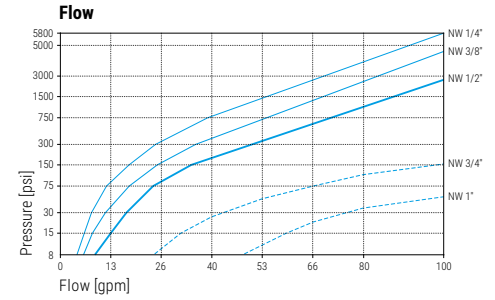


## Application

Hose reels

### TECHNICAL DATA

<b>Pressure</b>	5800 psi (40 MPa) 3000 psi (20 MPa)* 725 psi (5 MPa)
<b>Temperature</b>	250°F
<b>RPM</b>	max. 30 rpm
<b>Body</b>	stainless steel
<b>Inner part</b>	stainless steel
<b>Seal</b>	O-ring NBR (optional: EPDM or FKM)
<b>Bearing</b>	sliding bearings
<b>Throughput medium</b>	pH 3 - 12 filtered 10 microns compressed air (290 psi)



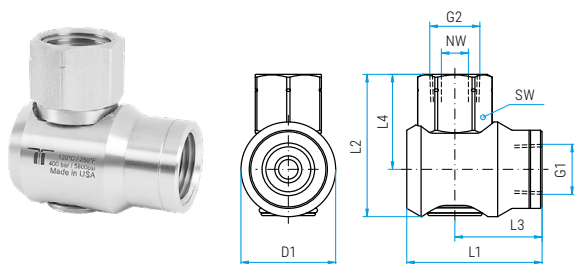
### WDEI (Operating range 725-5800 psi)

Part No.	Box Part No.	G1 (F)	G2 (M)	NW	L1	L2	L3	L4	D1	SW	Box	Weight
43.461	43.461B	1/4" NPTF	1/4" NPTM	1/4"	1.77	2.13	1.14	1.50	1.25	0.87	25 pcs.	9.2 oz
43.462	43.462B	3/8" NPTF	3/8" NPTM	3/8"	1.77	2.17	1.14	1.54	1.25	0.87	25 pcs.	8.7 oz
43.463	43.463B	1/2" NPTF	1/2" NPTM	1/2"	1.97	2.60	1.34	1.81	1.57	0.87	25 pcs.	13.2 oz
43.464*	43.464B*	3/4" NPTF	3/4" NPTM	3/4"	2.95	3.15	1.89	2.13	2.00	1.42	10 pcs.	27.5 oz
43.465*	43.465B*	1" NPTF	1" NPTM	1"	3.35	3.54	2.17	2.36	2.35	1.61	10 pcs.	37.7 oz
43.466	43.466B	3/8" NPTF	1/2" NPTM	3/8"	1.77	2.35	1.14	1.72	1.25	0.87	25 pcs.	9.5 oz
43.467	43.467B	1/2" NPTF	3/8" NPTM	1/2"	1.97	2.44	1.34	1.66	1.57	0.87	25 pcs.	12.5 oz

\* Operation range 3000 psi

### WDEI low Pressure (Operating range up to 725 psi)

Part No.	Box Part No.	G1 (F)	G2 (M)	NW	L1	L2	L3	L4	D1	SW	Box	Weight
43.481	43.481B	1/4" NPTF	1/4" NPTM	1/4"	1.77	1.89	1.14	1.30	1.25	0.87	25 pcs.	8.5 oz
43.482	43.482B	3/8" NPTF	3/8" NPTM	3/8"	1.77	1.93	1.14	1.34	1.25	0.87	25 pcs.	7.8 oz
43.483	43.483B	1/2" NPTF	1/2" NPTM	1/2"	1.97	2.09	1.34	1.50	1.25	0.87	25 pcs.	7.8 oz
43.484	43.484B	3/4" NPTF	3/4" NPTM	3/4"	2.95	3.15	1.89	2.13	2.00	1.42	10 pcs.	27.5 oz
43.485	43.485B	1" NPTF	1" NPTM	1"	3.35	3.54	2.17	2.36	2.35	1.61	10 pcs.	37.7 oz
43.486	43.486B	3/8" NPTF	1/2" NPTM	3/8"	1.77	2.09	1.14	1.50	1.25	0.87	25 pcs.	7.8 oz
43.487	43.487B	1/2" NPTF	3/8" NPTM	3/8"	1.97	1.93	1.34	1.34	1.25	0.87	25 pcs.	7.8 oz



### WDEI (Operating range 725-5800 psi)

Part No.	Box Part No.	G1 (F)	G2 (F)	NW	L1	L2	L3	L4	D1	SW	Box	Weight
43.471	43.471B	1/4" NPTF	1/4" NPTF	1/4"	1.77	1.91	1.14	1.28	1.25	0.87	25 pcs.	9.3 oz
43.472	43.472B	3/8" NPTF	3/8" NPTF	3/8"	1.77	1.91	1.14	1.28	1.25	0.87	25 pcs.	8.3 oz
43.473	43.473B	1/2" NPTF	1/2" NPTF	1/2"	1.97	2.27	1.34	1.48	1.57	0.94	25 pcs.	12.2 oz
43.474*	43.474B*	3/4" NPTF	3/4" NPTF	3/4"	2.95	2.76	1.89	1.73	2.00	1.42	10 pcs.	29.6 oz
43.475*	43.475B*	1" NPTF	1" NPTF	1"	3.35	3.07	2.17	1.89	2.35	1.61	10 pcs.	39.5 oz

\* Operation range 3000 psi

### WDEI low Pressure (Operating range up to 725 psi)

Part No.	Box Part No.	G1 (F)	G2 (F)	NW	L1	L2	L3	L4	D1	SW	Box	Weight
43.491	43.491B	1/4" NPTF	1/4" NPTF	1/4"	1.77	1.81	1.14	1.22	1.25	0.87	25 pcs.	8.8 oz
43.492	43.492B	3/8" NPTF	3/8" NPTF	3/8"	1.77	1.85	1.14	1.26	1.25	0.87	25 pcs.	7.8 oz
43.493	43.493B	1/2" NPTF	1/2" NPTF	1/2"	1.97	1.97	1.34	1.38	1.25	0.94	25 pcs.	7.0 oz
43.494	43.494B	3/4" NPTF	3/4" NPTF	3/4"	2.95	2.76	1.89	1.73	2.00	1.42	10 pcs.	29.6 oz
43.495	43.495B	1" NPTF	1" NPTF	1"	3.35	3.07	2.17	1.89	2.35	1.61	10 pcs.	39.5 oz



Example of an OEM-box which includes 25 swivels.

43.922	Seal kit NW 1/4"-1/2"	43.934	Seal kit LP NW 1/4"-1/2"
43.930	Seal kit NW 3/4"	43.935	Seal kit LP NW 3/4"
43.931	Seal kit NW 1"	43.936	Seal kit LP NW 1"

#### Legend

M... = metric thrust, ..M = male, F = female, G = gas pipe thrust, R = gas pipe thrust conical, QV = quick connects  
SV = profile ring fitting, D = diameter, L = length, NW = nominal width, SW = wrench size

#### Additional Seal Options available

EPDM (E) or FKM/Viton (V). Please indicate letter of seal material after part number.  
Minimum orders apply.



- ✓ Compact design
- ✓ Stainless steel
- ✓ Maintenance free

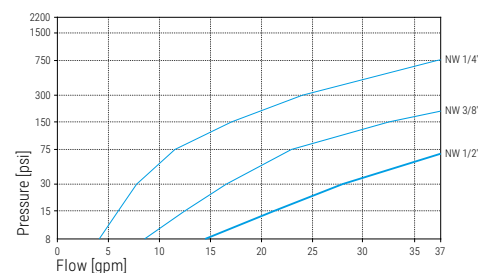
## Application

Ceiling booms, high pressure hose reels, high pressure cleaners

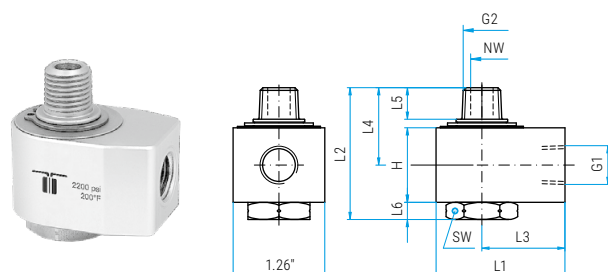
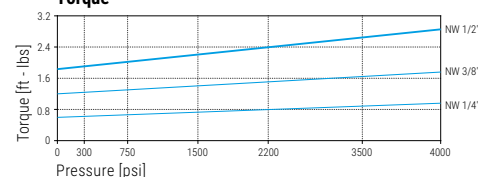
### TECHNICAL DATA

<b>Pressure</b>	2200 psi (15 MPa) 4000 psi* (27.5 MPa)
<b>Temperature</b>	200°F / 250°F*
<b>RPM</b>	max. 30 rpm
<b>Body</b>	brass, nickel plated
<b>Inner part</b>	stainless steel
<b>Seal</b>	O-ring NBR / Support ring (optional: EPDM or FKM)
<b>Bearing</b>	sliding bearing
<b>Throughput medium</b>	pH 3 - 12 filtered 10 microns compressed air (290 psi)

### Flow



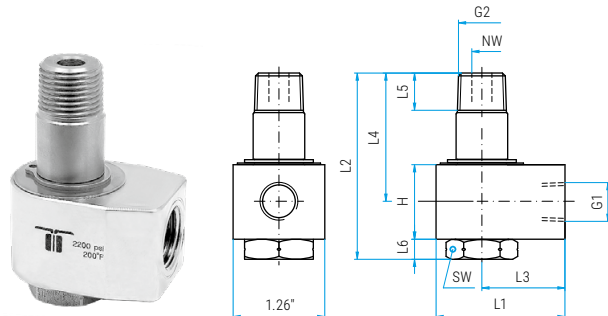
### Torque



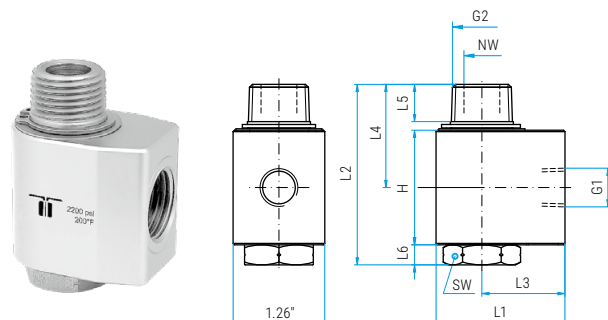
### WDG

Part No.	G1 (F)	G2 (M)	NW	H	L1	L2	L3	L4	L5	L6	SW	Weight
40.009*	G1/4" F	G1/4" M	1/4"	1.02	1.77	1.73	1.14	0.96	0.33	0.25	0.87	9.8 oz
40.019*	3/8" NPTF	G1/4" M	1/4"	1.02	1.77	1.73	1.14	0.96	0.43	0.25	0.87	9.7 oz
40.021	1/4" NPTF	1/4" NPTM	1/4"	1.02	1.77	1.89	1.14	1.14	0.47	0.24	0.87	10.3 oz
40.022	1/4" NPTF	3/8" NPTM	1/4"	1.02	1.77	1.89	1.14	1.14	0.47	0.24	0.87	10.3 oz
40.031	3/8" NPTF	1/4" NPTM	1/4"	1.02	1.77	1.89	1.14	1.14	0.47	0.24	0.87	9.6 oz
40.032	3/8" NPTF	3/8" NPTM	1/4"	1.02	1.77	1.89	1.14	1.14	0.47	0.24	0.87	10.0 oz

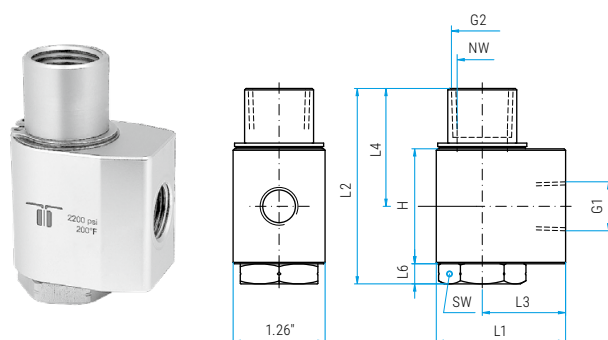
\* 4000 psi / 250°F / without snap ring, for Mosmatic ceiling boom



Part No.	G1 (F)	G2 (M)	NW	H	L1	L2	L3	L4	L5	L6	SW	Weight
40.028	1/4" NPTF	1/4" NPTM	1/4"	1.02	1.77	2.56	1.14	1.77	0.47	0.27	0.87	10.0 oz
40.029	1/4" NPTF	3/8" NPTM	1/4"	1.02	1.77	2.56	1.14	1.77	0.51	0.27	0.87	11.7 oz
40.039	3/8" NPTF	3/8" NPTM	1/4"	1.26	1.77	2.09	1.14	1.18	0.43	0.28	0.94	11.4 oz



Part No.	G1 (F)	G2 (M)	NW	H	L1	L2	L3	L4	L5	L6	SW	Weight
40.211	G1/2" F	R1/2" M	1/2"	1.57	1.77	2.48	1.14	1.42	0.43	0.28	0.94	13.5 oz
40.231	1/2" NPTF	1/2" NPTM	1/2"	1.57	1.77	2.48	1.14	1.42	0.43	0.28	0.94	13.5 oz



Part No.	G1 (F)	G2 (F)	NW	H	L1	L2	L3	L4	L6	SW	Weight
40.223	3/8" NPTF	1/2" NPTF	1/2"	1.57	1.77	2.75	1.14	1.89	0.28	1.06	14.1 oz

40.502	Seal kit for NW 1/4"
40.503	Seal kit for NW 3/8" + 1/2"

### Legend

M... = metric thrust, ..M = male, F = female, G = gas pipe thrust, R = gas pipe thrust conical, QV = quick connects  
SV = profile ring fitting, D = diameter, L = length, NW = nominal width, SW = wrench size

### Additional Seal Options available

EPDM (E) or FKM/Viton (V). Please indicate letter of seal material after part number.  
Minimum orders apply.



- ✓ Slide or dual bearing systems
- ✓ Stainless steel
- ✓ Maintenance free



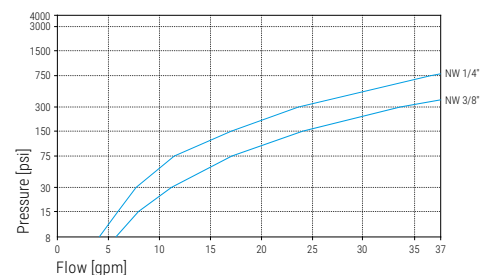
## Application

Ceiling boom, high pressure hose reels, high pressure cleaner

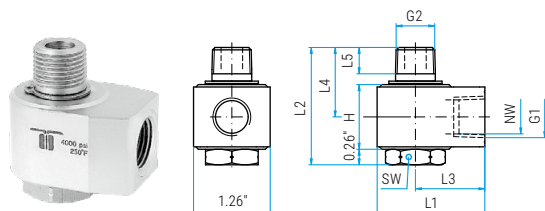
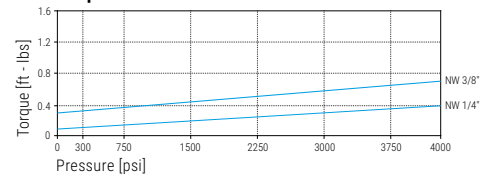
### TECHNICAL DATA

<b>Pressure</b>	4000 psi (27.5 MPa)
<b>Temperature</b>	250°F
<b>RPM</b>	see chart (max. RPM)
<b>Body</b>	brass, nickel plated
<b>Inner part</b>	stainless steel
<b>Seal</b>	O-ring NBR (optional: EPDM or FKM)
<b>Bearing</b>	WDB: sliding bearing WDBL: 2x radial ball bearings WDBS: 2x radial ball bearings
<b>Throughput medium</b>	pH 3 - 12 filtered 10 microns compressed air (290 psi)

### Flow



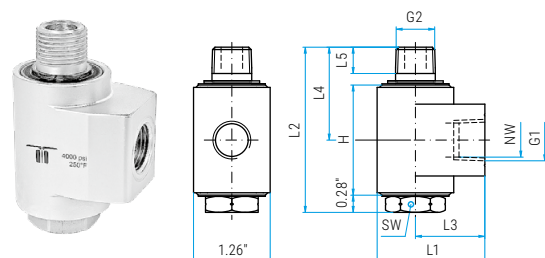
### Torque



### WDB

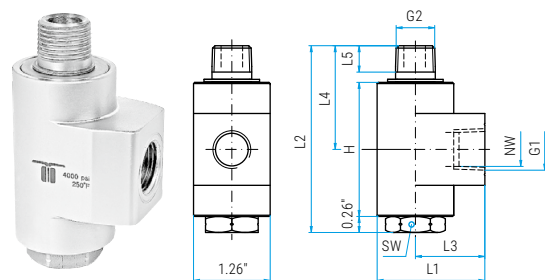
Part No.	G1 (F)	G2 (M)	NW	H	L1	L2	L3	L4	L5	SW	max. RPM	Weight
<b>43.251</b>	1/4" NPTF	1/4" NPTM	1/4"	1.06	1.77	1.89	1.14	1.10	0.39	0.87	30	10.0 oz
<b>43.252</b>	3/8" NPTF	3/8" NPTM	3/8"	1.06	1.77	1.93	1.14	1.14	0.43	0.87	30	9.2 oz
<b>43.259*</b>	3/8" NPTF	G1/4" M	1/4"	1.06	1.77	1.77	1.14	0.98	0.43	0.87	30	9.6 oz
<b>43.905</b>	1/8" NPTF	1/8" NPTF	1/4"	1.06	1.77	0.87	1.14	0.62	-	0.87	30	10.0 oz

\* without snap ring, for Mosmatic ceiling boom



### WDBL (with radial ball bearings)

Part No.	G1 (F)	G2 (M)	NW	H	L1	L2	L3	L4	L5	SW	max. RPM	Weight
<b>43.262</b>	3/8" NPTF	3/8" NPTM	3/8"	1.81	1.77	2.72	1.14	1.53	0.43	0.87	200	15.7 oz



### WDBS (with radial ball bearings and protection plate)

Part No.	G1 (F)	G2 (M)	NW	H	L1	L2	L3	L4	L5	SW	max. RPM	Weight
<b>43.272</b>	3/8" NPTF	3/8" NPTM	3/8"	2.20	1.77	3.07	1.14	1.70	0.43	0.87	200	18.5 oz

<b>43.904</b>	Seal kit
---------------	----------

#### Legend

M.. = metric thrust, ..M = male, F = female, G = gas pipe thrust, R = gas pipe thrust conical, QV = quick connects  
SV = profile ring fitting, D = diameter, L = length, NW = nominal width, SW = wrench size

#### Additional Seal Options available

EPDM (E) or FKM/Viton (V). Please indicate letter of seal material after part number.  
Minimum orders apply.



- ✓ Slide or dual bearing systems
- ✓ Stainless steel
- ✓ Maintenance free

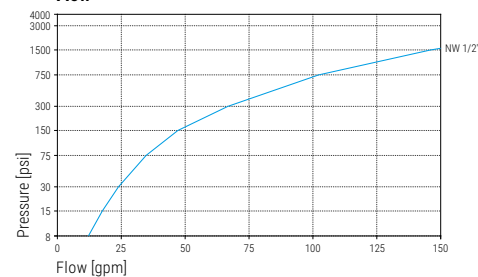
## Application

High pressure hose reels, ceiling booms, high pressure cleaners

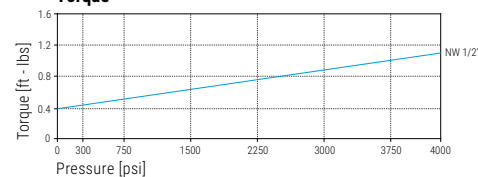
### TECHNICAL DATA

<b>Pressure</b>	4000 psi (27.5 MPa)
<b>Temperature</b>	250°F
<b>RPM</b>	see chart (max. RPM)
<b>Body</b>	brass, nickel plated
<b>Inner part</b>	stainless steel
<b>Seal</b>	O-ring NBR (optional: EPDM or FKM)
<b>Bearing</b>	WDC: sliding bearing WDCL: 2x radial ball bearings WDCS: 2x radial ball bearings
<b>Throughput medium</b>	pH 3 - 12 filtered 10 microns compressed air (290 psi)

### Flow



### Torque



### WDC

Part No.	G1 (F)	G2	NW	H	L1	L2	L3	L4	L5	SW	max. RPM	Weight
<b>43.353</b>	1/2" NPTF	1/2" NPTM	1/2"	1.34	1.77	2.40	1.14	1.73	0.59	0.87	30	11.5 oz
<b>43.354</b>	1/2" NPTF	1/2" NPTF	1/2"	1.34	1.77	2.40	1.14	1.73	0.59	0.87	30	11.7 oz

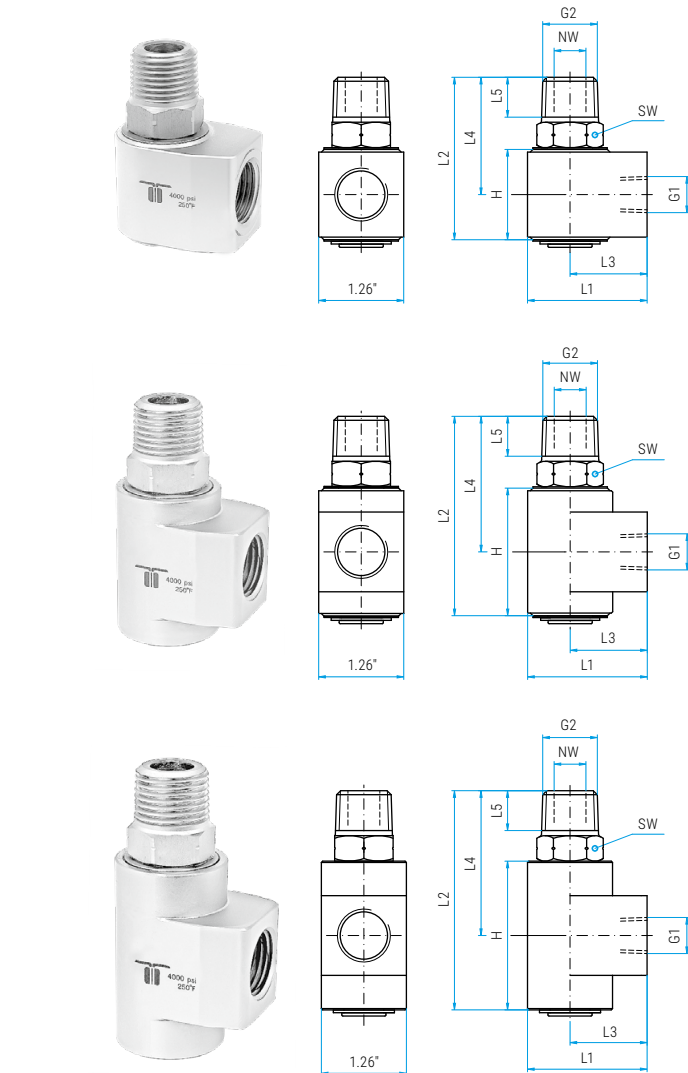
### WDCL (with radial ball bearings)

Part No.	G1 (F)	G2	NW	H	L1	L2	L3	L4	L5	SW	max. RPM	Weight
<b>43.363</b>	1/2" NPTF	1/2" NPTM	1/2"	1.81	1.77	2.87	1.14	1.97	0.59	0.87	200	15.3 oz
<b>43.364</b>	1/2" NPTF	1/2" NPTF	1/2"	1.81	1.77	2.87	1.14	1.97	0.59	0.87	200	15.5 oz

### WDCS (with radial ball bearings and protection plate)

Part No.	G1 (F)	G2	NW	H	L1	L2	L3	L4	L5	SW	max. RPM	Weight
<b>43.373</b>	1/2" NPTF	1/2" NPTM	1/2"	2.20	1.77	3.24	1.14	2.15	0.59	0.87	200	16.0 oz
<b>43.374</b>	1/2" NPTF	1/2" NPTF	1/2"	2.20	1.77	3.24	1.14	2.15	0.59	0.87	200	16.2 oz

**43.904** Seal kit



#### Legend

M... = metric thrust, ..M = male, F = female, G = gas pipe thrust, R = gas pipe thrust conical, QV = quick connects  
SV = profile ring fitting, D = diameter, L = length, NW = nominal width, SW = wrench size

#### Additional Seal Options available

EPDM (E) or FKM/Viton (V). Please indicate letter of seal material after part number.  
Minimum orders apply.



- ✓ Dual bearing system
- ✓ Complete stainless steel construction
- ✓ Rugged design
- ✓ Maintenance free

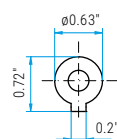
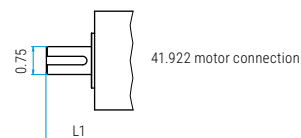
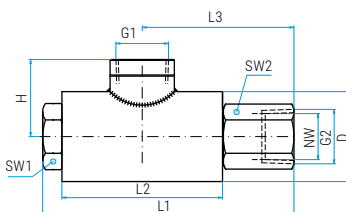
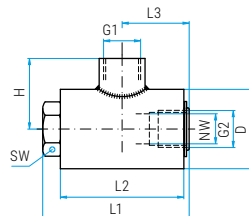
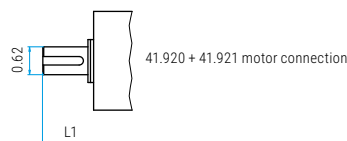
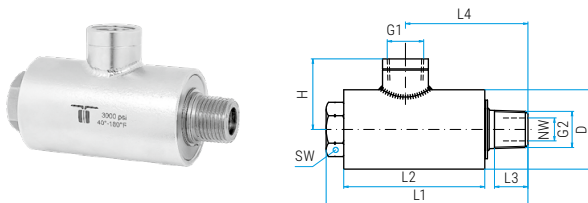
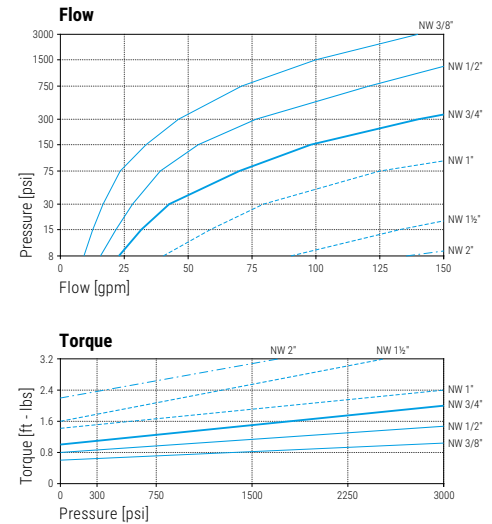


## Application

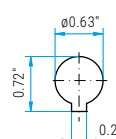
Automatic car wash, industrial application, high pressure hose reels, high flow

### TECHNICAL DATA

<b>Pressure</b>	150-3000 psi (1-20 MPa) 290 psi* (2 MPa)
<b>Temperature</b>	40°F - 180°F
<b>RPM</b>	see chart (max. RPM)
<b>Body</b>	stainless steel
<b>Inner part</b>	stainless steel
<b>Seal</b>	O-ring NBR (optional: EPDM or FKM)
<b>Bearing</b>	2x radial ball bearings
<b>Throughput medium</b>	pH 3 - 12 filtered 10 microns compressed air (290 psi)



41.924 motor connection



41.929 motor connection

### WDRS (no front to back forces allowed)

Part No.	G1 (F)	G2 (M)	NW	SW	H	L1	L2	L3	L4	D	max. RPM	Weight
41.161	3/8" NPTF	3/8" NPTM	3/8"	1.06	1.46	4.13	3.15	0.43	2.20	1.77	150	32.5 oz
41.261	1/2" NPTF	1/2" NPTM	1/2"	1.06	1.57	4.33	3.15	0.60	2.36	1.77	150	32.5 oz
41.361	3/4" NPTF	3/4" NPTM	3/4"	1.26	1.69	4.80	3.54	0.63	2.64	1.97	130	41.0 oz
41.461	1" NPTF	1" NPTM	1"	1.42	1.89	5.35	3.94	0.71	2.91	2.20	110	56.4 oz
41.561	1 1/2" NPTF	1 1/2" NPTM	1 1/2"	2.17	2.36	5.91	4.33	0.79	3.27	2.80	76	95.0 oz
41.661	2" NPTF	2" NPTM	2"	2.76	2.76	7.09	5.28	0.87	3.82	3.54	60	173.0 oz
41.646*	2 1/2" NPTF	2 1/2" NPTM	2 1/2"	3.35	3.94	9.90	6.89	1.14	5.83	5.51	50	528.0 oz

### WDRS (with motor connection)

Part No.	G1 (F)	G2 (M)	NW	SW	H	L1	L2	L3	L4	D	max. RPM	Weight
41.920	1/2" NPTF	1/2" NPTM	1/2"	1.06	1.57	6.10	2.76	0.60	3.31	1.77	150	33.3 oz
41.921	1/2" NPTF	1/2" NPTM	1/2"	0.75	1.57	6.10	3.15	0.60	3.31	1.77	150	35.6 oz

### WDRS (no front to back forces allowed)

Part No.	G1 (F)	G2 (F)	NW	SW	H	L1	L2	L3	D	max. RPM	Weight
41.162	3/8" NPTF	3/8" NPTF	3/8"	1.06	1.46	3.62	3.15	1.69	1.77	150	27.5 oz
41.262	1/2" NPTF	1/2" NPTF	1/2"	1.06	1.57	3.62	3.15	1.69	1.77	150	27.5 oz

### WDRS (no front to back forces allowed)

Part No.	G1 (F)	G2 (F)	NW	SW1	SW2	H	L1	L2	L3	D	max. RPM	Weight
41.362	3/4" NPTF	3/4" NPTF	3/4"	1.26	1.26	1.69	5.51	3.54	3.35	1.97	130	36.0 oz
41.462	1" NPTF	1" NPTF	1"	1.42	1.42	1.89	6.16	3.94	3.72	2.20	110	57.0 oz
41.562	1 1/2" NPTF	1 1/2" NPTF	1 1/2"	2.17	2.17	2.36	6.77	4.33	3.90	2.80	76	101.0 oz
41.662	2" NPTF	2" NPTF	2"	2.76	2.76	2.76	7.99	5.28	4.10	3.54	60	190.0 oz
41.647*	2 1/2" NPTF	2 1/2" NPTF	2 1/2"	3.35	3.35	3.94	9.70	6.89	5.63	5.51	50	528.0 oz

### WDRS (with motor connection)

Part No.	G1 (F)	G2 (F)	NW	SW2	H	L1	L2	L3	D	max. RPM	Weight
41.922	3/4" NPTF	3/4" NPTF	3/4"	1.26	1.69	6.39	3.54	3.06	1.97	130	45.1 oz

### WDS (with motor connection, 1x radial ball bearings)

Part No.	IN	OUT	NW	max. RPM	Weight
40.924	G3/8" F	3x G1/4" F	3/8"	130	105.8 oz
40.929	G3/8" F	2x 1/8" NPTF / 1x G1/4" F	3/8"	130	112.9 oz

41.911	Seal kit for NW 3/8"
41.912	Seal kit for NW 1/2"
41.913	Seal kit for NW 3/4"
41.914	Seal kit for NW 1"
41.915	Seal kit for NW 1 1/2"
41.916	Seal kit for NW 2"
41.925	Seal kit for NW 2 1/2"

41.930	Repair kit for NW 3/8" + 1/2"
41.931	Repair kit for NW 3/4"
41.932	Repair kit for NW 1"
41.933	Repair kit for NW 1 1/2"
41.934	Repair kit for NW 2"
41.936	Repair kit for NW 2 1/2"

Repair kit includes seal and bearing set.

#### Legend

M... = metric thrust, ..M = male, F = female, G = gas pipe thrust, R = gas pipe thrust conical, QV = quick connects  
SV = profile ring fitting, D = diameter, L = length, NW = nominal width, SW = wrench size

#### Additional Seal Options available

EPDM (E) or FKM/Viton (V). Please indicate letter of seal material after part number.  
Minimum orders apply.



- ✓ High speed triple bearing system
- ✓ Corrosion resistant
- ✓ Solid construction
- ✓ Long service life
- ✓ Maintenance free

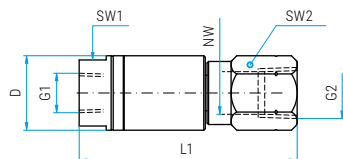
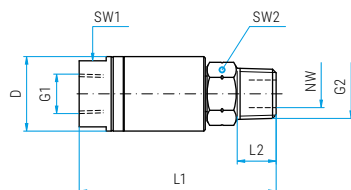
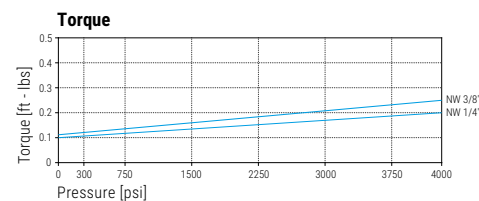
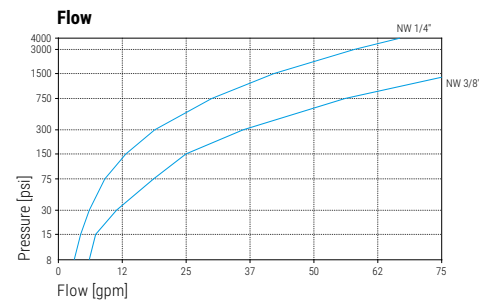


## Application

Thrust and radial forces, high flow, automatic car wash systems, high pressure hose reels

### TECHNICAL DATA

<b>Pressure</b>	4000 psi (27.5 MPa)
<b>Temperature</b>	90°F (at 1'000 rpm) 250°F (at 30 rpm)
<b>RPM</b>	max. 1'000 rpm
<b>Body</b>	DGL: brass, nickel plated DGLI: stainless steel
<b>Inner part</b>	stainless steel
<b>Seal</b>	O-ring NBR (optional: EPDM or FKM)
<b>Bearing</b>	2x radial ball bearings 1x thrust ball bearing
<b>Throughput medium</b>	pH 3 - 12 filtered 10 microns compressed air (290 psi)



### DGL DGLI

Part No.	Part No.	G1 (F)	G2 (M)	NW	SW1	SW2	L1	L2	D	Weight
<b>31.051</b>	<b>31.945</b>	1/4" NPTF	1/4" NPTM	1/4"	0.87	0.67	2.55	0.43	0.98	5.7 oz
<b>31.053</b>	<b>31.947</b>	1/4" NPTF	3/8" NPTM	1/4"	0.87	0.75	2.59	0.47	0.98	5.7 oz
<b>31.080</b>	---	1/4" NPTF	1/8" NPTM	1/4"	0.87	0.39	2.24	0.31	0.98	5.3 oz
<b>31.153</b>	<b>31.902</b>	3/8" NPTF	3/8" NPTM	1/4"	0.87	0.75	2.59	0.47	0.98	5.8 oz
<b>31.163</b>	<b>31.943</b>	3/8" NPTF	G3/8" M	1/4"	0.87	0.75	2.59	0.47	0.98	5.7 oz
<b>31.180</b>	---	3/8" NPTF	1/8" NPTM	1/4"	0.87	0.39	2.24	0.31	0.98	4.9 oz
<b>31.653</b>	<b>31.949</b>	3/8" NPTF	3/8" NPTM	3/8"	0.87	0.75	2.63	0.47	0.98	5.5 oz

Part No.	Part No.	G1 (F)	G2 (F)	NW	SW1	SW2	L1	D	Weight
<b>31.052</b>	<b>31.946</b>	1/4" NPTF	1/4" NPTF	1/4"	0.87	0.75	2.75	0.98	6.4 oz
<b>31.054</b>	<b>31.948</b>	1/4" NPTF	3/8" NPTF	1/4"	0.87	0.87	2.87	0.98	6.8 oz
<b>31.154</b>	<b>31.942</b>	3/8" NPTF	3/8" NPTF	1/4"	0.87	0.87	2.87	0.98	6.5 oz
<b>31.654</b>	<b>31.951</b>	3/8" NPTF	3/8" NPTF	3/8"	0.87	0.87	2.87	0.98	6.5 oz

<b>33.910</b>	Seal kit for NW 1/4"
---------------	----------------------

#### Legend


M... = metric thrust, ..M = male, F = female, G = gas pipe thrust, R = gas pipe thrust conical, QV = quick connects  
SV = profile ring fitting, D = diameter, L = length, NW = nominal width, SW = wrench size

#### Additional Seal Options available

EPDM (E) or FKM/Viton (V). Please indicate letter of seal material after part number.  
Minimum orders apply.



- ✓ High speed, triple bearing system
- ✓ Bulkhead fitting for mounting
- ✓ Corrosion resistant
- ✓ Highest quality and precision
- ✓ Maintenance free

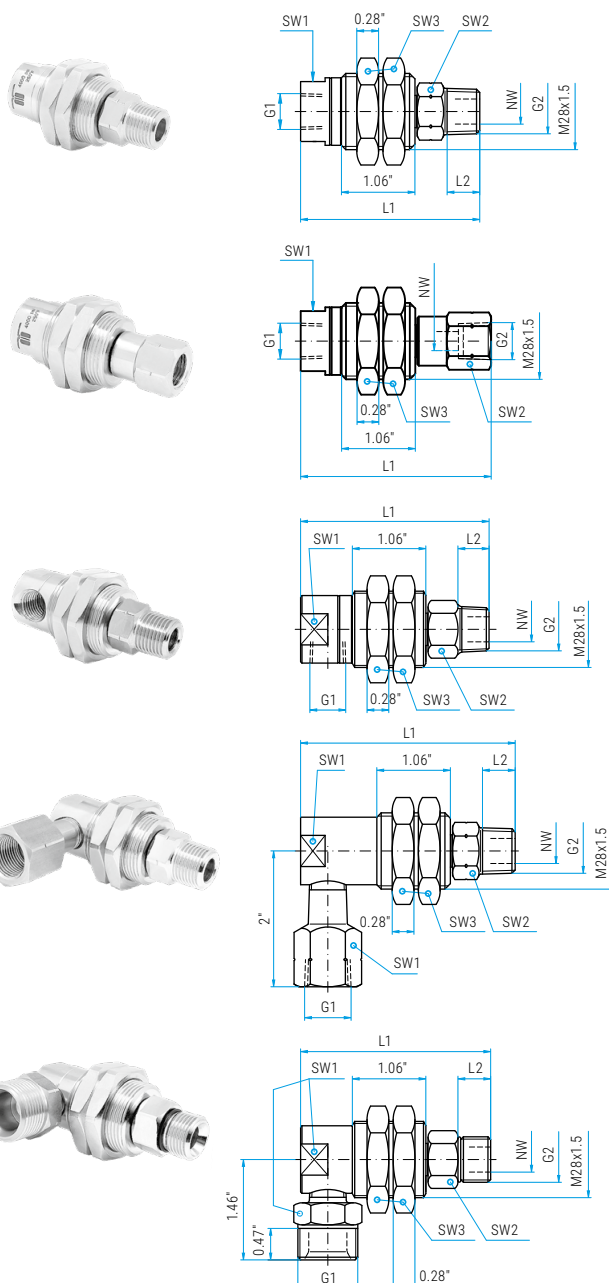
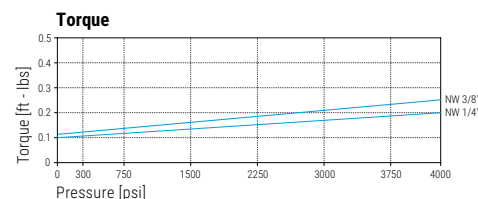
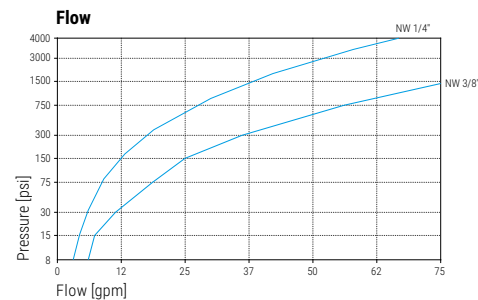


## Application

High pressure cleaning technology, parts washers, tire cleaners, self rotating applications

### TECHNICAL DATA

<b>Pressure</b>	4000 psi (27.5 MPa)
<b>Temperature</b>	90°F (at 1'000 rpm) 250°F (at 30 rpm)
<b>RPM</b>	max. 1'000 rpm
<b>Body</b>	DGG: brass, nickel plated DGGI: stainless steel
<b>Inner part</b>	stainless steel
<b>Seal</b>	O-ring NBR (optional: EPDM or FKM)
<b>Bearing</b>	2x radial ball bearings 1x thrust ball bearing
<b>Throughput medium</b>	pH 3 - 12 filtered 10 microns compressed air (290 psi)



### DGG DGGI

Part No.	Part No.	G1 (F)	G2 (M)	NW	SW1	SW2	SW3	L1	L2	Weight
<b>33.051</b>	<b>33.924</b>	1/4" NPTF	1/4" NPTM	1/4"	0.87	0.67	1.34*	2.71	0.43	8.5 oz
<b>33.053</b>	<b>33.925</b>	1/4" NPTF	3/8" NPTM	1/4"	0.87	0.75	1.34*	2.75	0.47	7.4 oz
<b>33.063</b>	<b>33.907</b>	1/4" NPTF	G3/8" M	1/4"	0.87	0.75	1.34*	2.59	0.39	8.7 oz
<b>33.080</b>	---	1/4" NPTF	1/8" NPTM	1/4"	0.87	0.39	1.34	2.24	0.31	7.0 oz
<b>33.151</b>	<b>33.927</b>	3/8" NPTF	1/4" NPTM	1/4"	0.87	0.67	1.34*	2.55	0.43	7.4 oz
<b>33.153</b>	<b>33.928</b>	3/8" NPTF	3/8" NPTM	1/4"	0.87	0.75	1.34*	2.59	0.47	8.5 oz
<b>33.163</b>	<b>33.929</b>	3/8" NPTF	G3/8" M	1/4"	0.87	0.75	1.34*	2.59	0.39	8.4 oz
<b>33.180</b>	---	3/8" NPTF	1/8" NPTM	1/4"	0.87	0.39	1.34	2.24	0.31	6.7 oz
<b>33.653</b>	<b>33.930</b>	3/8" NPTF	3/8" NPTM	3/8"	0.87	0.75	1.34*	2.63	0.47	7.6 oz

\* at DGGI: 1.42"

Part No.	G1 (F)	G2 (F)	NW	SW1	SW2	SW3	L1	Weight
<b>33.052</b>	1/4" NPTF	1/4" NPTF	1/4"	0.87	0.75	1.34	2.75	7.4 oz
<b>33.054</b>	1/4" NPTF	3/8" NPTF	1/4"	0.87	0.87	1.34	2.87	8.5 oz
<b>33.152</b>	3/8" NPTF	1/4" NPTF	1/4"	0.87	0.75	1.34	2.75	8.7 oz
<b>33.154</b>	3/8" NPTF	3/8" NPTF	1/4"	0.87	0.87	1.34	2.87	8.8 oz

### DGG 90°

Part No.	G1 (F)	G2 (M)	NW	SW1	SW2	SW3	L1	L2	Weight
<b>33.351</b>	1/4" NPTF	1/4" NPTM	1/4"	0.87	0.67	1.34	2.71	0.43	7.8 oz
<b>33.353</b>	1/4" NPTF	3/8" NPTM	1/4"	0.87	0.75	1.34	2.75	0.47	8.5 oz

Part No.	G1 (F)	G2 (M)	NW	SW1	SW2	SW3	L1	L2	Weight
<b>33.453</b>	3/8" NPTF	3/8" NPTM	1/4"	0.87	0.75	1.34	2.75	0.47	10.7 oz
<b>33.463</b>	3/8" NPTF	G3/8" M	1/4"	0.87	0.75	1.34	2.75	0.39	12.1 oz

Part No.	G1 (QV)	G2 (M)	NW	SW1	SW2	SW3	L1	L2	Weight
<b>33.503</b>	M21x1.5 M	G3/8" M	1/4"	0.87	0.75	1.34	2.76	0.47	10.4 oz
<b>33.553</b>	M22x1.5 M	G3/8" M	1/4"	0.87	0.75	1.34	2.76	0.47	11.7 oz

**33.910** Seal kit for NW 1/4"

#### Legend

M... = metric thrust, ..M = male, F = female, G = gas pipe thrust, R = gas pipe thrust conical, QV = quick connects  
SV = profile ring fitting, D = diameter, L = length, NW = nominal width, SW = wrench size

#### Additional Seal Options available

EPDM (E) or FKM/Viton (V). Please indicate letter of seal material after part number.  
Minimum orders apply.



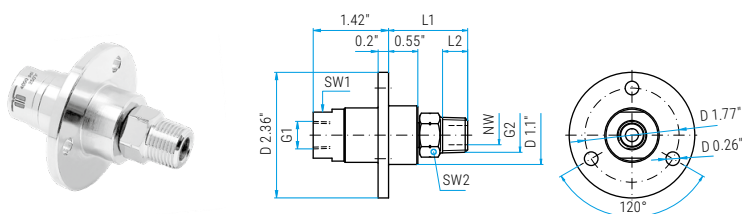

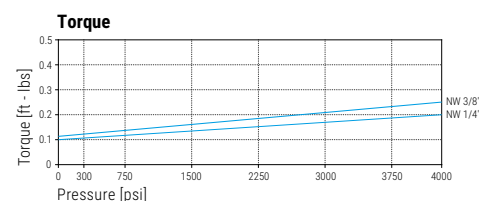
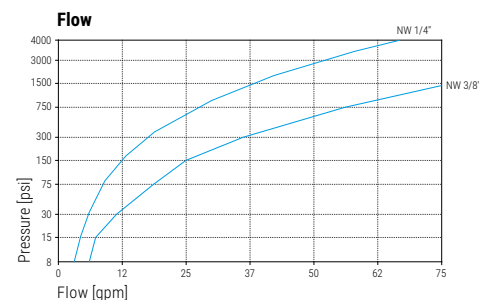
- ✓ High speed, triple bearing system
- ✓ Body design for easy installation
- ✓ Maintenance free
- ✓ Highest precision and quality

## Application

High pressure cleaning technology, parts washers, tire cleaners, self rotating applications

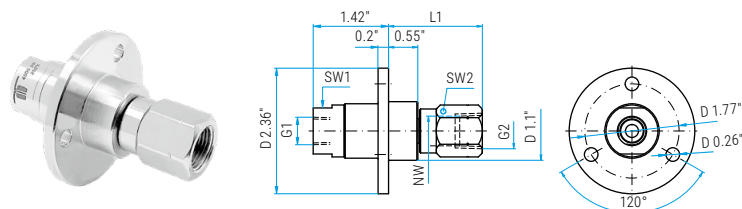
### TECHNICAL DATA

<b>Pressure</b>	4000 psi (27.5 MPa)
<b>Temperature</b>	90°F (at 1'000 rpm) 250°F (at 30 rpm)
<b>RPM</b>	max. 1'000 rpm
<b>Body</b>	brass, nickel plated
<b>Inner part</b>	stainless steel
<b>Seal</b>	O-ring NBR (optional: EPDM or FKM)
<b>Bearing</b>	2x radial ball bearings 1x thrust ball bearing
<b>Throughput medium</b>	pH 3 - 12 filtered 10 microns compressed air (290 psi)

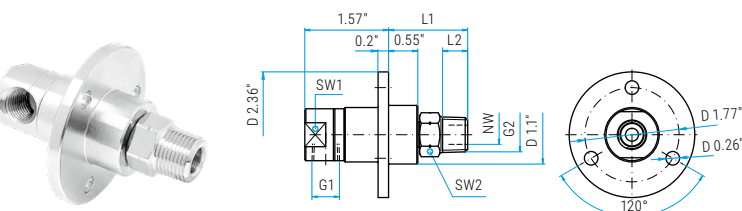


### DGF

Part No.	G1 (F)	G2 (M)	NW	SW1	SW2	L1	L2	Weight
35.051	1/4" NPTF	1/4" NPTM	1/4"	0.87	0.67	1.45	0.43	10.4 oz
35.053	1/4" NPTF	3/8" NPTM	1/4"	0.87	0.75	1.49	0.47	11.0 oz
35.063	1/4" NPTF	G3/8" M	1/4"	0.87	0.75	1.49	0.39	12.0 oz
35.080	1/4" NPTF	1/8" NPTM	1/4"	0.87	0.39	1.17	0.31	9.8 oz
35.151	3/8" NPTF	1/4" NPTM	1/4"	0.87	0.67	1.45	0.43	11.0 oz
35.153	3/8" NPTF	3/8" NPTM	1/4"	0.87	0.75	1.49	0.47	10.4 oz
35.163	3/8" NPTF	G3/8" M	1/4"	0.87	0.75	1.49	0.39	11.6 oz
35.180	3/8" NPTF	1/8" NPTM	1/4"	0.87	0.39	1.17	0.31	9.5 oz
35.653	3/8" NPTF	3/8" NPTM	3/8"	0.87	0.75	1.49	0.47	11.3 oz

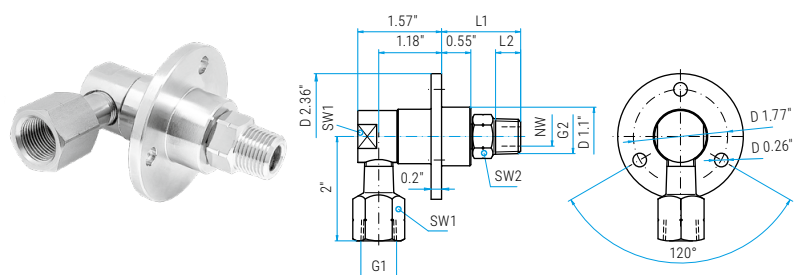


Part No.	G1 (F)	G2 (F)	NW	SW1	SW2	L1	Weight
35.052	1/4" NPTF	1/4" NPTF	1/4"	0.87	0.75	1.65	11.0 oz
35.054	1/4" NPTF	3/8" NPTF	1/4"	0.87	0.87	1.76	11.0 oz
35.152	3/8" NPTF	1/4" NPTF	1/4"	0.87	0.75	1.65	11.0 oz
35.154	3/8" NPTF	3/8" NPTF	1/4"	0.87	0.87	1.76	11.0 oz



### DGF 90°

Part No.	G1 (F)	G2 (M)	NW	SW1	SW2	L1	L2	Weight
35.351	1/4" NPTF	1/4" NPTM	1/4"	0.87	0.67	1.45	0.43	13.0 oz
35.353	1/4" NPTF	3/8" NPTM	1/4"	0.87	0.75	1.49	0.47	13.0 oz



Part No.	G1 (F)	G2 (M)	NW	SW1	SW2	L1	L2	Weight
35.453	3/8" NPTF	3/8" NPTM	1/4"	0.87	0.75	1.49	0.47	15.0 oz
35.463	3/8" NPTF	G3/8" M	1/4"	0.87	0.75	1.49	0.39	12.9 oz

#### Legend


M... = metric thrust, ..M = male, F = female, G = gas pipe thrust, R = gas pipe thrust conical, QV = quick connects  
SV = profile ring fitting, D = diameter, L = length, NW = nominal width, SW = wrench size

#### Additional Seal Options available

EPDM (E) or FKM/Viton (V). Please indicate letter of seal material after part number.  
Minimum orders apply.



- ✓ High speed, triple bearing systems
- ✓ Seal failure warning, through weep holes
- ✓ Stainless steel
- ✓ Maintenance free

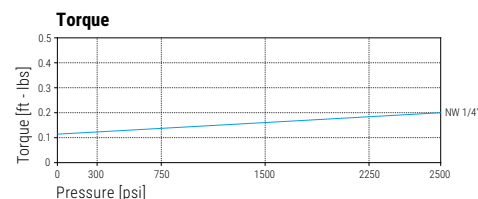
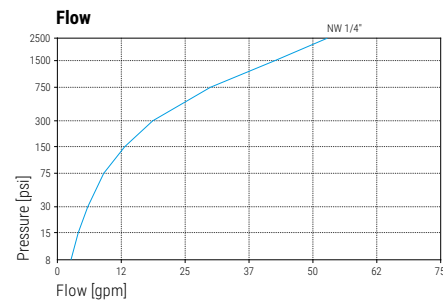


## Application

High pressure cleaning technology, parts washers, tire cleaners, high rpm

### TECHNICAL DATA

<b>Pressure</b>	2500 psi (17 MPa)
<b>Temperature</b>	40°F - 250°F
<b>RPM</b>	max. 2'000 rpm
<b>Body</b>	DXL: brass, nickel plated DXLI: stainless steel
<b>Inner part</b>	stainless steel
<b>Seal</b>	ceramic
<b>Bearing</b>	2x radial ball bearings 1x thrust ball bearing
<b>Throughput medium</b>	pH 3 - 12 filtered 10 microns compressed air (290 psi)



### DXL DXLI

Part No.	Part No.	G1 (F)	G2 (M)	NW	SW1	SW2	L1	L2	D1	Weight
<b>36.051</b>	<b>36.056</b>	1/4" NPTF	1/4" NPTM	1/4"	0.87	0.67	3.10	0.43	0.98	6.7 oz
<b>36.053</b>	<b>36.058</b>	1/4" NPTF	3/8" NPTM	1/4"	0.87	0.75	3.14	0.47	0.98	7.2 oz
<b>36.063</b>	<b>36.068</b>	1/4" NPTF	G3/8" M	1/4"	0.87	0.75	3.14	0.39	0.98	6.5 oz
<b>36.080</b>	---	1/4" NPTF	1/8" NPTM	1/4"	0.87	0.39	2.83	0.31	0.98	6.2 oz
<b>36.151</b>	<b>36.156</b>	3/8" NPTF	1/4" NPTM	1/4"	0.87	0.67	3.10	0.43	0.98	6.5 oz
<b>36.153</b>	<b>36.158</b>	3/8" NPTF	3/8" NPTM	1/4"	0.87	0.75	3.14	0.47	0.98	6.8 oz
<b>36.163</b>	<b>36.168</b>	3/8" NPTF	G3/8" M	1/4"	0.87	0.75	3.14	0.39	0.98	6.7 oz
<b>36.180</b>	---	3/8" NPTF	1/8" NPTM	1/4"	0.87	0.39	2.83	0.31	0.98	5.8 oz

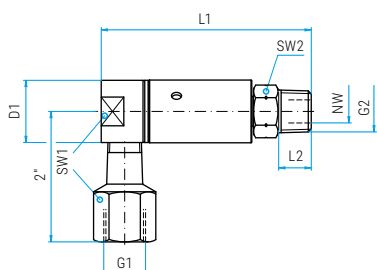
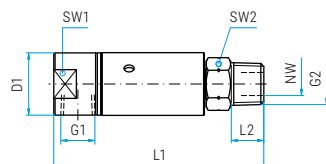
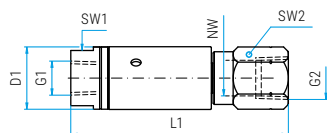
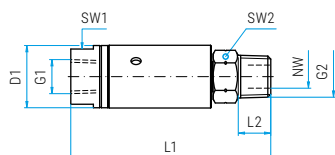
Part No.	Part No.	G1 (F)	G2 (F)	NW	SW1	SW2	L1	D1	Weight
<b>36.052</b>	<b>36.057</b>	1/4" NPTF	1/4" NPTF	1/4"	0.87	0.75	3.30	0.98	7.5 oz
<b>36.054</b>	<b>36.059</b>	1/4" NPTF	3/8" NPTF	1/4"	0.87	0.87	3.42	0.98	7.8 oz
<b>36.152</b>	<b>36.157</b>	3/8" NPTF	1/4" NPTF	1/4"	0.87	0.75	3.30	0.98	6.7 oz
<b>36.154</b>	<b>36.159</b>	3/8" NPTF	3/8" NPTF	1/4"	0.87	0.87	3.42	0.98	7.5 oz

### DXL 90° DXLI 90°

Part No.	Part No.	G1 (F)	G2 (M)	NW	SW1	SW2	L1	L2	D1	Weight
<b>36.351</b>	<b>36.356</b>	1/4" NPTF	1/4" NPTM	1/4"	0.87	0.67	3.25	0.43	0.98	7.1 oz
<b>36.353</b>	<b>36.358</b>	1/4" NPTF	3/8" NPTM	1/4"	0.87	0.75	3.30	0.47	0.98	7.1 oz


Part No.	G1 (F)	G2 (M)	NW	SW1	SW2	L1	L2	D1	Weight
<b>36.453</b>	3/8" NPTF	3/8" NPTM	1/4"	0.87	0.75	3.30	0.47	0.98	8.5 oz
<b>36.463</b>	3/8" NPTF	G3/8" M	1/4"	0.87	0.75	3.30	0.39	0.98	9.5 oz

<b>36.901</b>	Seal kit
<b>36.903</b>	Seal kit + adhesive





- ✓ For Steam
- ✓ High speed, triple bearing systems
- ✓ Flange for easy installation
- ✓ Seal failure warning through weep holes

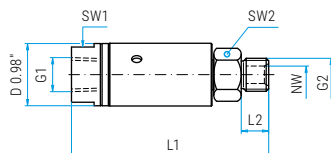
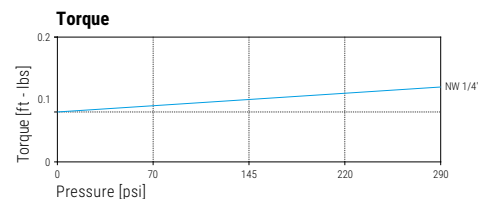


## Application

Steam cleaner, self rotating applications

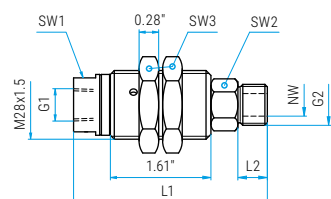
### TECHNICAL DATA

<b>Pressure</b>	300 psi (2 MPa)
<b>Temperature</b>	350°F
<b>RPM</b>	max. 1'000 rpm
<b>Body</b>	brass, nickel plated
<b>Inner part</b>	stainless steel
<b>Seal</b>	ceramic
<b>Bearing</b>	2x radial ball bearings 1x thrust ball bearings
<b>Throughput medium</b>	Steam pH 3 - 12



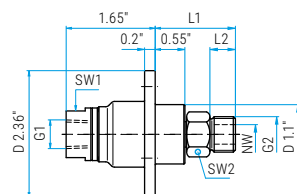
### DXLS

Part No.	G1 (F)	G2 (M)	NW	SW1	SW2	L1	L2	Weight
<b>36.093</b>	1/4" NPTF	G3/8" M	1/4"	0.87	0.75	3.15	0.47	7.2 oz
<b>36.095</b>	1/4" NPTF	1/8" NPTM	1/4"	0.87	0.39	2.83	0.31	6.2 oz
<b>36.193</b>	3/8" NPTF	G3/8" M	1/4"	0.87	0.75	3.15	0.47	7.8 oz
<b>36.195</b>	3/8" NPTF	1/8" NPTM	1/4"	0.87	0.39	2.83	0.31	5.8 oz



### DXGS

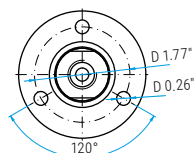
Part No.	G1 (F)	G2 (M)	NW	SW1	SW2	SW3	L1	L2	Weight
<b>37.093</b>	1/4" NPTF	G3/8" M	1/4"	0.87	0.75	1.34	3.15	0.47	10.2 oz
<b>37.095</b>	1/4" NPTF	1/8" NPTM	1/4"	0.87	0.39	1.34	2.83	0.31	9.2 oz
<b>37.193</b>	3/8" NPTF	G3/8" M	1/4"	0.87	0.75	1.34	3.15	0.47	7.8 oz
<b>37.195</b>	3/8" NPTF	1/8" NPTM	1/4"	0.87	0.39	1.34	2.83	0.31	8.8 oz



### DXFS

Part No.	G1 (F)	G2 (M)	NW	SW1	SW2	L1	L2	Weight
<b>38.093</b>	1/4" NPTF	G3/8" M	1/4"	0.87	0.75	1.50	0.47	13.9 oz
<b>38.095</b>	1/4" NPTF	1/8" NPTM	1/4"	0.87	0.39	1.17	0.31	10.9 oz
<b>38.193</b>	3/8" NPTF	G3/8" M	1/4"	0.87	0.75	1.50	0.47	10.4 oz
<b>38.195</b>	3/8" NPTF	1/8" NPTM	1/4"	0.87	0.39	1.17	0.31	10.6 oz

<b>36.913</b>	Seal kit for NW 1/4"
---------------	----------------------




#### Legend

M... = metric thrust, ..M = male, F = female, G = gas pipe thrust, R = gas pipe thrust conical, QV = quick connects  
SV = profile ring fitting, D = diameter, L = length, NW = nominal width, SW = wrench size



- ✓ High speed, triple bearing systems
- ✓ Bulkhead fitting for mounting
- ✓ Corrosion resistant
- ✓ Highest quality and precision
- ✓ Maintenance free

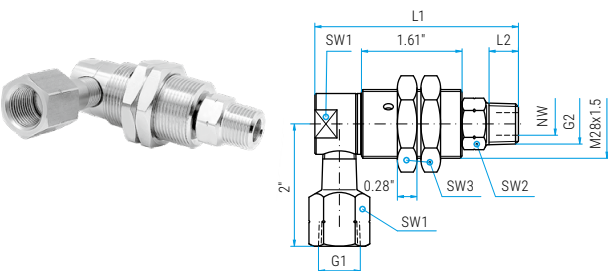
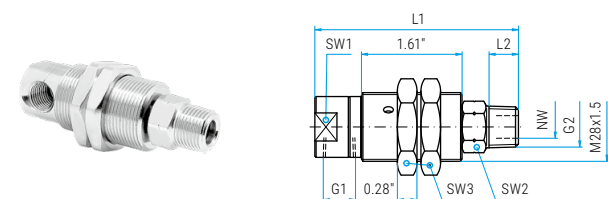
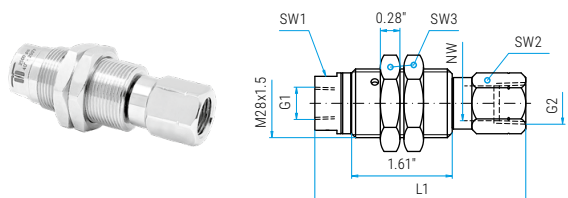
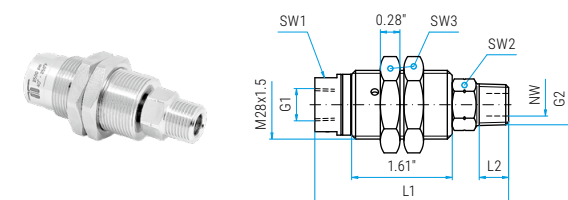
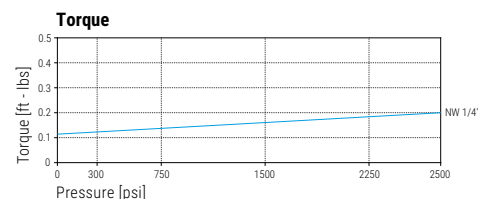
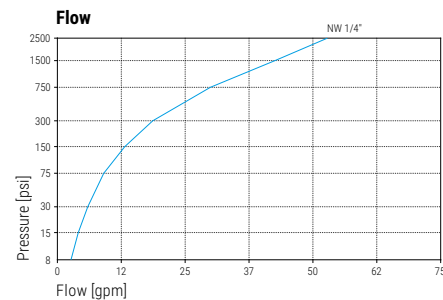


## Application

Surface cleaners, parts washers, tire cleaners, high rpm, self rotating applications

### TECHNICAL DATA

<b>Pressure</b>	2500 psi (17 MPa)
<b>Temperature</b>	40°F - 250°F
<b>RPM</b>	max. 2'000 rpm
<b>Body</b>	DXG: brass, nickel plated DXG: stainless steel
<b>Inner part</b>	stainless steel
<b>Seal</b>	ceramic
<b>Bearing</b>	2x radial ball bearings 1x thrust ball bearing
<b>Throughput medium</b>	pH 3 - 12 filtered 10 microns compressed air (290 psi)



### DXG DXGI

Part No.	Part No.	G1 (F)	G2 (M)	NW	SW1	SW2	SW3	L1	L2	Weight
<b>37.051</b>	<b>37.056</b>	1/4" NPTF	1/4" NPTM	1/4"	0.87	0.67	1.34*	3.10	0.43	9.9 oz
<b>37.053</b>	<b>37.058</b>	1/4" NPTF	3/8" NPTM	1/4"	0.87	0.75	1.34*	3.14	0.47	10.2 oz
<b>37.063</b>	<b>37.068</b>	1/4" NPTF	G3/8" M	1/4"	0.87	0.75	1.34*	3.14	0.39	10.0 oz
<b>37.080</b>	---	1/4" NPTF	1/8" NPTM	1/4"	0.87	0.39	1.34	2.83	0.31	9.2 oz
<b>37.151</b>	<b>37.156</b>	3/8" NPTF	1/4" NPTM	1/4"	0.87	0.67	1.34*	3.10	0.43	9.6 oz
<b>37.153</b>	<b>37.158</b>	3/8" NPTF	3/8" NPTM	1/4"	0.87	0.75	1.34*	3.14	0.47	9.8 oz
<b>37.163</b>	<b>37.168</b>	3/8" NPTF	G3/8" M	1/4"	0.87	0.75	1.34*	3.14	0.39	9.7 oz
<b>37.180</b>	---	3/8" NPTF	1/8" NPTM	1/4"	0.87	0.39	1.34	2.83	0.31	8.8 oz

Part No.	Part No.	G1 (F)	G2 (F)	NW	SW1	SW2	SW3	L1	Weight
<b>37.052</b>	<b>37.057</b>	1/4" NPTF	1/4" NPTF	1/4"	0.87	0.75	1.34*	3.30	7.8 oz
<b>37.054</b>	<b>37.059</b>	1/4" NPTF	3/8" NPTF	1/4"	0.87	0.87	1.34*	3.42	7.8 oz
<b>37.152</b>	<b>37.157</b>	3/8" NPTF	1/4" NPTF	1/4"	0.87	0.75	1.34*	3.30	7.5 oz
<b>37.154</b>	<b>37.159</b>	3/8" NPTF	3/8" NPTF	1/4"	0.87	0.87	1.34*	3.42	7.5 oz

\* at DXGI: 1.42"

### DXG 90° DXGI 90°

Part No.	Part No.	G1 (F)	G2 (M)	NW	SW1	SW2	SW3	L1	L2	Weight
<b>37.351</b>	<b>37.356</b>	1/4" NPTF	1/4" NPTM	1/4"	0.87	0.67	1.34*	3.26	0.43	9.6 oz
<b>37.353</b>	<b>37.358</b>	1/4" NPTF	3/8" NPTM	1/4"	0.87	0.75	1.34*	3.30	0.47	9.9 oz

\* at DXGI: 1.42"

Part No.	G1 (F)	G2 (M)	NW	SW1	SW2	SW3	L1	L2	Weight
<b>37.453</b>	3/8" NPTF	3/8" NPTM	1/4"	0.87	0.75	1.34	3.30	0.47	13.6 oz
<b>37.463</b>	3/8" NPTF	G3/8" M	1/4"	0.87	0.75	1.34	3.30	0.39	13.4 oz


<b>36.901</b>	Seal kit
<b>36.903</b>	Seal kit + adhesive

### Legend

M... = metric thrust, ..M = male, F = female, G = gas pipe thrust, R = gas pipe thrust conical, QV = quick connects  
SV = profile ring fitting, D = diameter, L = length, NW = nominal width, SW = wrench size



- ✓ Flange for easy installation
- ✓ Seal failure warning, through weep holes
- ✓ Maintenance free
- ✓ Ceramic seals

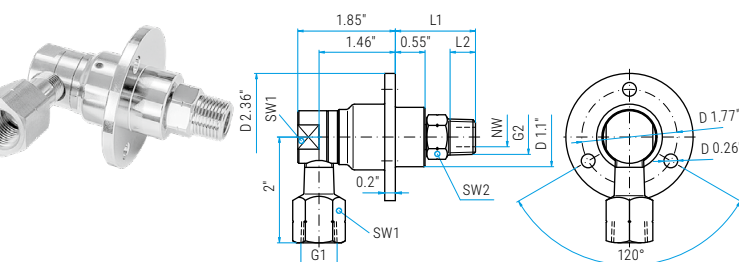
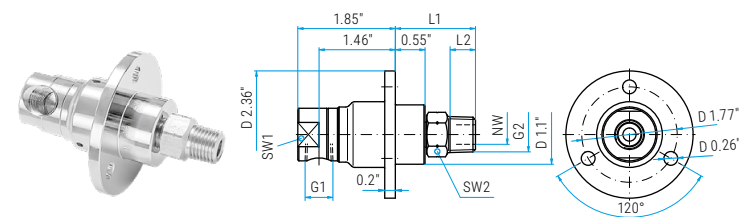
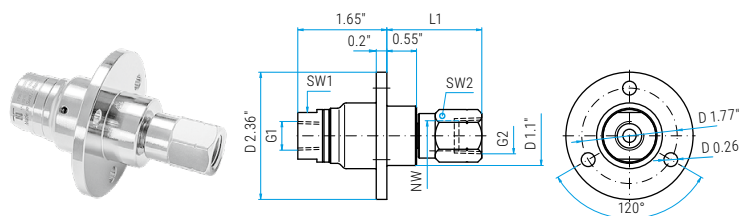
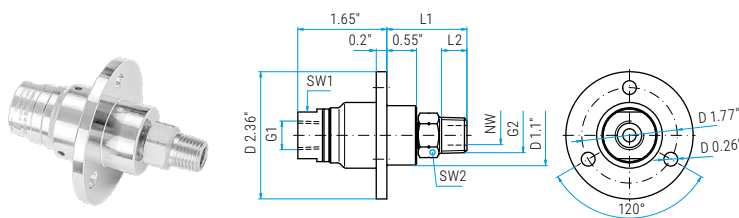
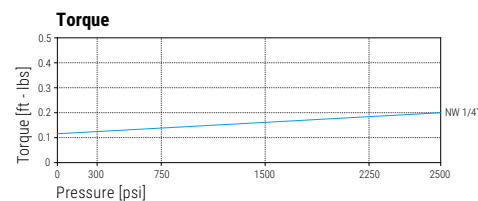
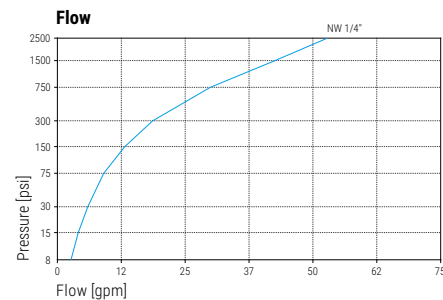


## Application

High rpm, self rotating applications, surface cleaners, parts washers, tire cleaners

### TECHNICAL DATA

<b>Pressure</b>	2500 psi (17 MPa)
<b>Temperature</b>	40°F - 250°F
<b>RPM</b>	max. 2'000 rpm
<b>Body</b>	DXF: brass, nickel plated DXFI: stainless steel
<b>Inner part</b>	stainless steel
<b>Seal</b>	ceramic
<b>Bearing</b>	2x radial ball bearings 1x thrust ball bearing
<b>Throughput medium</b>	pH 3 - 12 filtered 10 microns compressed air (290 psi)



### DXF DXFI

Part No.	Part No.	G1 (F)	G2 (M)	NW	SW1	SW2	L1	L2	Weight
<b>38.051</b>	<b>38.056</b>	1/4" NPTF	1/4" NPTM	1/4"	0.87	0.67	1.45	0.43	12.1 oz
<b>38.053</b>	<b>38.058</b>	1/4" NPTF	3/8" NPTM	1/4"	0.87	0.75	1.49	0.47	13.9 oz
<b>38.063</b>	<b>38.068</b>	1/4" NPTF	G3/8" M	1/4"	0.87	0.75	1.49	0.39	13.0 oz
<b>38.080</b>	---	1/4" NPTF	1/8" NPTM	1/4"	0.87	0.39	1.17	0.31	10.9 oz
<b>38.151</b>	<b>38.156</b>	3/8" NPTF	1/4" NPTM	1/4"	0.87	0.67	1.45	0.43	11.7 oz
<b>38.153</b>	<b>38.158</b>	3/8" NPTF	3/8" NPTM	1/4"	0.87	0.75	1.49	0.47	13.5 oz
<b>38.163</b>	<b>38.168</b>	3/8" NPTF	G3/8" M	1/4"	0.87	0.75	1.49	0.39	12.7 oz
<b>38.180</b>	---	3/8" NPTF	1/8" NPTM	1/4"	0.87	0.39	1.17	0.31	10.6 oz

Part No.	Part No.	G1 (F)	G2 (F)	NW	SW1	SW2	L1	Weight
<b>38.052</b>	<b>38.057</b>	1/4" NPTF	1/4" NPTF	1/4"	0.87	0.75	1.65	10.0 oz
<b>38.054</b>	<b>38.059</b>	1/4" NPTF	3/8" NPTF	1/4"	0.87	0.87	1.76	10.4 oz
<b>38.152</b>	<b>38.157</b>	3/8" NPTF	1/4" NPTF	1/4"	0.87	0.75	1.65	9.6 oz
<b>38.154</b>	<b>38.159</b>	3/8" NPTF	3/8" NPTF	1/4"	0.87	0.87	1.76	10.0 oz

### DXF 90° DXFI 90°

Part No.	Part No.	G1 (F)	G2 (M)	NW	SW1	SW2	L1	L2	Weight
<b>38.351</b>	<b>38.356</b>	1/4" NPTF	1/4" NPTM	1/4"	0.87	0.67	1.45	0.43	12.5 oz
<b>38.353</b>	<b>38.358</b>	1/4" NPTF	3/8" NPTM	1/4"	0.87	0.75	1.49	0.47	14.2 oz

Part No.	G1 (F)	G2 (M)	NW	SW1	SW2	L1	L2	Weight
<b>38.453</b>	3/8" NPTF	3/8" NPTM	1/4"	0.87	0.75	1.49	0.47	17.8 oz
<b>38.463</b>	3/8" NPTF	G3/8" M	1/4"	0.87	0.75	1.49	0.39	15.7 oz


<b>36.901</b>	Seal kit
<b>36.903</b>	Seal kit + adhesive

#### Legend

M... = metric thrust, ..M = male, F = female, G = gas pipe thrust, R = gas pipe thrust conical, QV = quick connects  
SV = profile ring fitting, D = diameter, L = length, NW = nominal width, SW = wrench size



- ✓ Quadruple bearing system
- ✓ Highest quality and precision
- ✓ Very low torque
- ✓ Maintenance free
- ✓ Side connection for weep capture
- ✓ Complete stainless steel construction

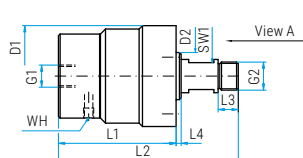
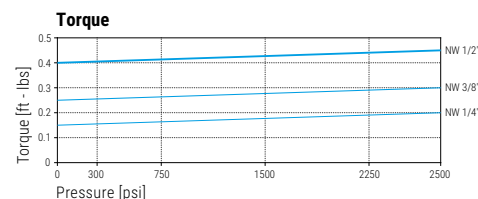
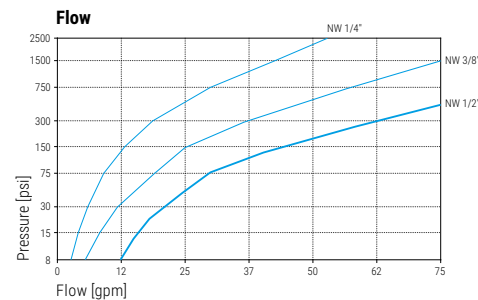


## Application

High rpm, high pressure, self rotating applications, parts washers, tire cleaners, HP cleaning technology

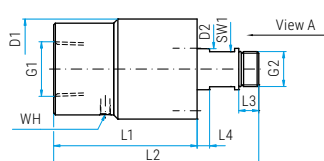
### TECHNICAL DATA

<b>Pressure</b>	2500 psi (17 MPa)
<b>Temperature</b>	250°F
<b>RPM</b>	max. 2'000 rpm
<b>Body</b>	stainless steel
<b>Inner part</b>	stainless steel
<b>Seal</b>	ceramic
<b>Bearing</b>	2x radial ball bearings 2x thrust ball bearings
<b>Throughput medium</b>	pH 3 - 12 filtered 10 microns compressed air (290 psi)



### DXTI

Part No.	G1 (F)	G2 (M)	NW	SW1	L1	L2	L3	L4	D1	D2	TK	Weight
<b>39.063</b>	1/4" NPTF	G3/8" M	1/4"	0.64	2.76	4.28	0.48	0.12	2.40	1.12	1.77	45.5 oz
<b>39.663</b>	3/8" NPTF	G3/8" M	3/8"	0.64	2.88	4.36	0.48	0.12	2.40	1.12	1.77	45.2 oz

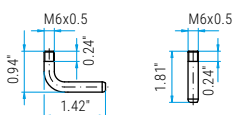


### DXTI

Part No.	G1 (F)	G2 (M)	NW	SW1	L1	L2	L3	D1	D2	TK	Weight
<b>39.865</b>	1/2" NPTF	G1/2" M	1/2"	0.84	3.44	4.92	0.48	2.40	1.12	1.97	59.0 oz
<b>39.907</b>	3/4" NPTF	G1/2" M	1/2"	0.84	3.44	4.92	0.48	2.40	1.12	1.97	57.9 oz
<b>39.905</b>	1" NPTF	G1/2" M	1/2"	0.84	3.44	4.92	0.48	2.40	1.12	1.97	55.9 oz

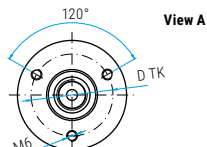
WH (weep hole)

Optional: Pipes for weep hole



Part No. 902.745


Part No. 902.765



<b>36.901</b>	Seak kit for NW 1/4"
<b>36.914</b>	Seak kit for NW 3/8"
<b>36.915</b>	Seak kit for NW 1/2"



- ✓ Triple bearing system
- ✓ Seal failure warning, through weep holes
- ✓ Stainless steel
- ✓ Maintenance free
- ✓ Carbide seals

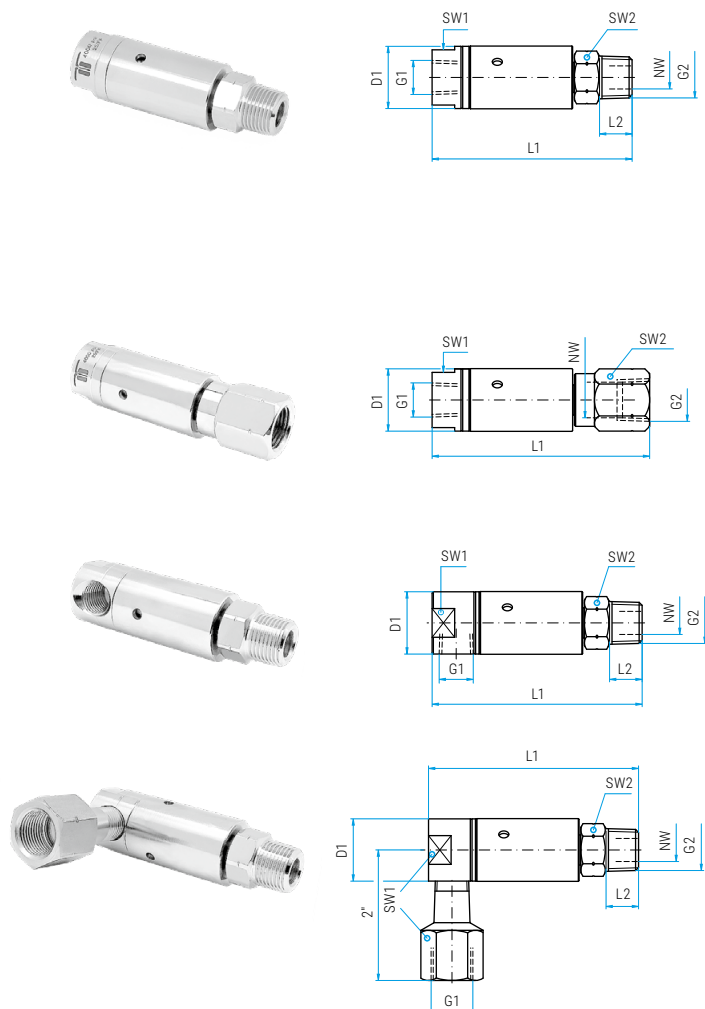
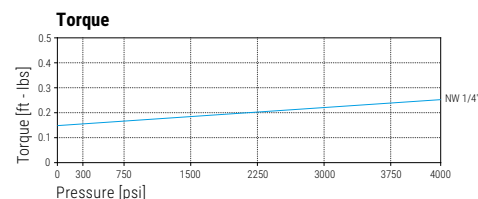
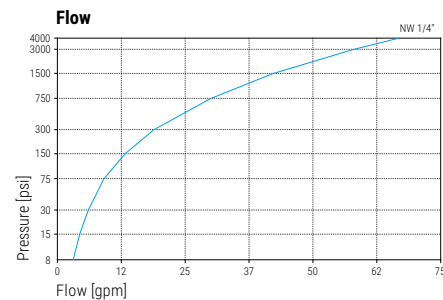


## Application

High pressure cleaning technology, parts washers, tire cleaners, high speed

### TECHNICAL DATA

<b>Pressure</b>	4000 psi (27.5 MPa)
<b>Temperature</b>	250°F
<b>RPM</b>	max. 2'000 rpm
<b>Body</b>	DYL: brass, nickel plated DYL: stainless steel
<b>Inner part</b>	stainless steel
<b>Seal</b>	carbide
<b>Bearing</b>	2x radial ball bearings 1x thrust ball bearing
<b>Throughput medium</b>	pH 3 - 12 filtered 10 microns compressed air (290 psi)



### DYL DYLI

Part No.	Part No.	G1 (F)	G2 (M)	NW	SW1	SW2	L1	L2	D1	Weight
<b>56.051</b>	<b>56.056</b>	1/4" NPTF	1/4" NPTM	1/4"	0.87	0.67	3.10	0.43	0.98	7.5 oz
<b>56.053</b>	<b>56.058</b>	1/4" NPTF	3/8" NPTM	1/4"	0.87	0.75	3.14	0.47	0.98	7.5 oz
<b>56.063</b>	<b>56.068</b>	1/4" NPTF	G3/8" M	1/4"	0.87	0.75	3.14	0.39	0.98	7.6 oz
<b>56.080</b>	---	1/4" NPTF	1/8" NPTM	1/4"	0.87	0.39	2.83	0.31	0.98	6.2 oz
<b>56.151</b>	<b>56.156</b>	3/8" NPTF	1/4" NPTM	1/4"	0.87	0.67	3.10	0.43	0.98	7.5 oz
<b>56.153</b>	<b>56.158</b>	3/8" NPTF	3/8" NPTM	1/4"	0.87	0.75	3.14	0.47	0.98	7.5 oz
<b>56.163</b>	<b>56.168</b>	3/8" NPTF	G3/8" M	1/4"	0.87	0.75	3.14	0.39	0.98	7.2 oz
<b>56.180</b>	---	3/8" NPTF	1/8" NPTM	1/4"	0.87	0.39	2.83	0.31	0.98	5.8 oz

Part No.	Part No.	G1 (F)	G2 (F)	NW	SW1	SW2	L1	D1	Weight
<b>56.052</b>	<b>56.057</b>	1/4" NPTF	1/4" NPTF	1/4"	0.87	0.75	3.30	0.98	8.2 oz
<b>56.054</b>	<b>56.059</b>	1/4" NPTF	3/8" NPTF	1/4"	0.87	0.87	3.42	0.98	8.2 oz
<b>56.152</b>	<b>56.157</b>	3/8" NPTF	1/4" NPTF	1/4"	0.87	0.75	3.30	0.98	8.2 oz
<b>56.154</b>	<b>56.159</b>	3/8" NPTF	3/8" NPTF	1/4"	0.87	0.87	3.42	0.98	8.2 oz

### DYL 90° DYLI 90°

Part No.	Part No.	G1 (F)	G2 (M)	NW	SW1	SW2	L1	L2	D1	Weight
<b>56.351</b>	<b>56.356</b>	1/4" NPTF	1/4" NPTM	1/4"	0.87	0.67	3.25	0.43	0.98	7.5 oz
<b>56.353</b>	<b>56.358</b>	1/4" NPTF	3/8" NPTM	1/4"	0.87	0.75	3.30	0.47	0.98	7.5 oz

Part No.	G1 (F)	G2 (M)	NW	SW1	SW2	L1	L2	D1	Weight
<b>56.453</b>	3/8" NPTF	3/8" NPTM	1/4"	0.87	0.75	3.30	0.47	0.98	10.7 oz
<b>56.463</b>	3/8" NPTF	G3/8" M	1/4"	0.87	0.75	3.30	0.39	0.98	10.7 oz


<b>36.905</b>	Seal kit
<b>36.906</b>	Seal kit + adhesive

#### Legend

M... = metric thrust, ..M = male, F = female, G = gas pipe thrust, R = gas pipe thrust conical, QV = quick connects  
SV = profile ring fitting, D = diameter, L = length, NW = nominal width, SW = wrench size



- ✓ Bulkhead fitting for mounting
- ✓ Corrosion resistant
- ✓ Highest quality and precision
- ✓ Maintenance free
- ✓ Carbide seals

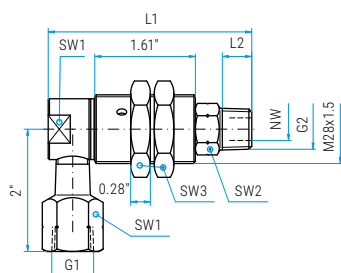
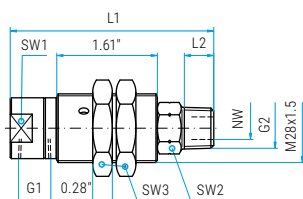
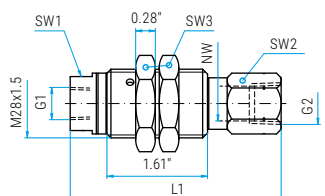
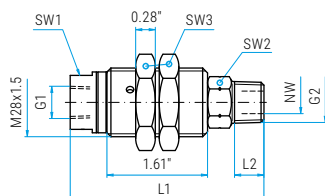
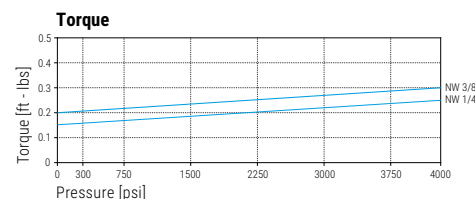
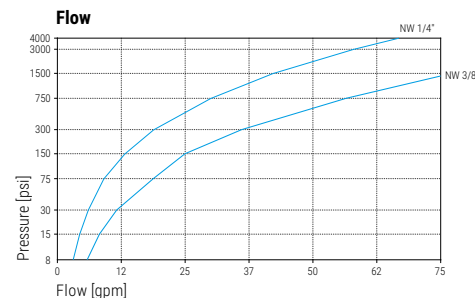


## Application

Surface cleaners, parts washers, tire cleaners, high pressure, self rotating applications

### TECHNICAL DATA

<b>Pressure</b>	4000 psi (27.5 MPa)
<b>Temperature</b>	250°F
<b>RPM</b>	max. 2'000 rpm
<b>Body</b>	DYG: brass, nickel plated DYG: stainless steel
<b>Inner part</b>	stainless steel
<b>Seal</b>	carbide
<b>Bearing</b>	2x radial ball bearings 1x thrust ball bearing
<b>Throughput medium</b>	pH 3 - 12 filtered 10 microns compressed air (290 psi)



### DYG DYGI

Part No.	Part No.	G1 (F)	G2 (M)	NW	SW1	SW2	SW3	L1	L2	Weight
57.051	57.056	1/4\" NPTF	1/4\" NPTM	1/4\"	0.87	0.67	1.34*	3.10	0.43	8.5 oz
57.053	57.058	1/4\" NPTF	3/8\" NPTM	1/4\"	0.87	0.75	1.34*	3.14	0.47	7.4 oz
57.063	57.068	1/4\" NPTF	G3/8\" M	1/4\"	0.87	0.75	1.34*	3.14	0.39	10.6 oz
57.080	---	1/4\" NPTF	1/8\" NPTM	1/4\"	0.87	0.39	1.34	2.83	0.31	9.2 oz
57.151	57.156	3/8\" NPTF	1/4\" NPTM	1/4\"	0.87	0.67	1.34*	3.10	0.43	7.4 oz
57.153	57.158	3/8\" NPTF	3/8\" NPTM	1/4\"	0.87	0.75	1.34*	3.14	0.47	8.5 oz
57.163	57.168	3/8\" NPTF	G3/8\" M	1/4\"	0.87	0.75	1.34*	3.14	0.39	10.2 oz
57.180	---	3/8\" NPTF	1/8\" NPTM	1/4\"	0.87	0.39	1.34	2.83	0.31	8.8 oz
57.653	57.658	3/8\" NPTF	3/8\" NPTM	3/8\"	0.87	0.75	1.34*	3.13	0.47	7.6 oz

Part No.	Part No.	G1 (F)	G2 (F)	NW	SW1	SW2	SW3	L1	Weight
57.052	57.057	1/4\" NPTF	1/4\" NPTF	1/4\"	0.87	0.75	1.34*	3.30	8.2 oz
57.054	57.059	1/4\" NPTF	3/8\" NPTF	1/4\"	0.87	0.87	1.34*	3.42	8.6 oz
57.152	57.157	3/8\" NPTF	1/4\" NPTF	1/4\"	0.87	0.75	1.34*	3.30	7.8 oz
57.154	57.159	3/8\" NPTF	3/8\" NPTF	1/4\"	0.87	0.87	1.34*	3.42	8.2 oz
57.654	57.659	3/8\" NPTF	3/8\" NPTF	3/8\"	0.87	0.87	1.34*	3.42	7.4 oz

\* at DYGI: 1.42"

### DYG 90° DYGI 90°

Part No.	Part No.	G1 (F)	G2 (M)	NW	SW1	SW2	SW3	L1	L2	Weight
57.351	57.356	1/4\" NPTF	1/4\" NPTM	1/4\"	0.87	0.67	1.34*	3.26	0.43	10.7 oz
57.353	57.358	1/4\" NPTF	3/8\" NPTM	1/4\"	0.87	0.75	1.34*	3.30	0.47	11.0 oz

\* at DYGI: 1.42"

Part No.	G1 (F)	G2 (M)	NW	SW1	SW2	SW3	L1	L2	Weight
57.453	3/8\" NPTF	3/8\" NPTM	1/4\"	0.87	0.75	1.34	3.30	0.47	10.7 oz
57.463	3/8\" NPTF	G3/8\" M	1/4\"	0.87	0.75	1.34	3.30	0.39	14.0 oz

36.905	Seal kit for NW 1/4"
36.906	Seal kit for NW 1/4" + adhesive
36.908	Seal kit for NW 3/8"



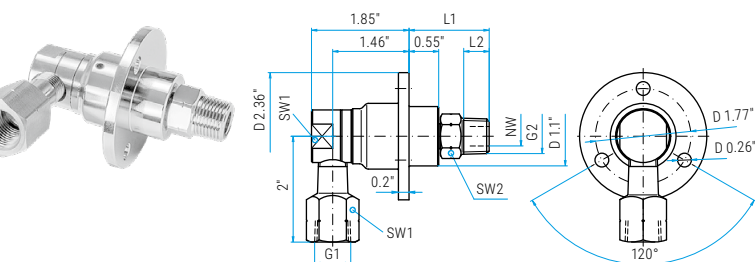
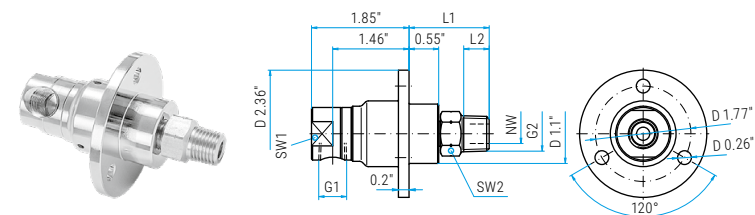
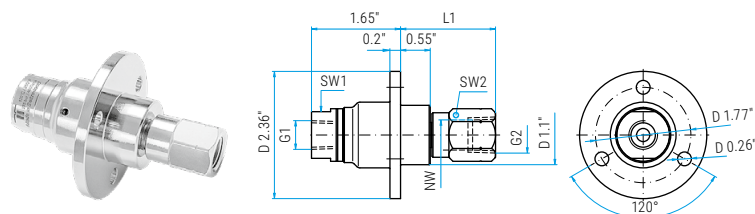
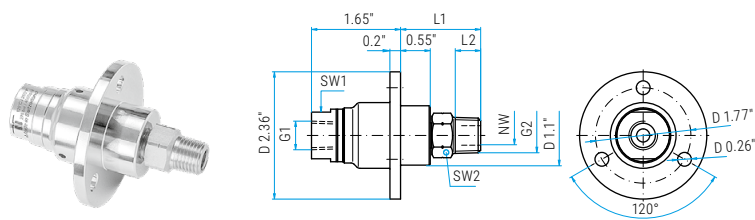
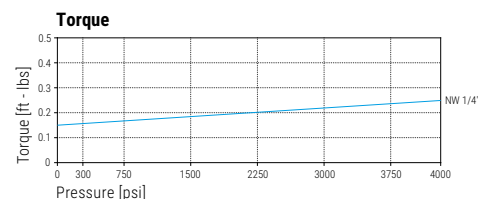
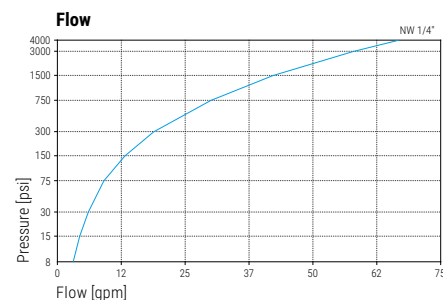
- ✓ Flange for easy installation
- ✓ Seal failure warning, through weep holes
- ✓ Maintenance free
- ✓ Carbide seal system

## Application

Surface cleaners, parts washers, tire cleaners, high pressure, self rotating applications

### TECHNICAL DATA

<b>Pressure</b>	4000 psi (27.5 MPa)
<b>Temperature</b>	250°F
<b>RPM</b>	max. 2'000 rpm
<b>Body</b>	DYF: brass, nickel plated DYFI: stainless steel
<b>Inner part</b>	stainless steel
<b>Seal</b>	carbide
<b>Bearing</b>	2x radial ball bearings 1x thrust ball bearing
<b>Throughput medium</b>	pH 3 - 12 filtered 10 microns compressed air (290 psi)



DYF	DYFI	G1 (F)	G2 (M)	NW	SW1	SW2	L1	L2	Weight
<b>58.051</b>	<b>58.056</b>	1/4" NPTF	1/4" NPTM	1/4"	0.87	0.67	1.45	0.43	10.4 oz
<b>58.053</b>	<b>58.058</b>	1/4" NPTF	3/8" NPTM	1/4"	0.87	0.75	1.49	0.47	11.0 oz
<b>58.063</b>	<b>58.068</b>	1/4" NPTF	G3/8" M	1/4"	0.87	0.75	1.49	0.39	13.5 oz
<b>58.080</b>	---	1/4" NPTF	1/8" NPTM	1/4"	0.87	0.39	1.17	0.31	10.9 oz
<b>58.151</b>	<b>58.156</b>	3/8" NPTF	1/4" NPTM	1/4"	0.87	0.67	1.45	0.43	11.0 oz
<b>58.153</b>	<b>58.158</b>	3/8" NPTF	3/8" NPTM	1/4"	0.87	0.75	1.49	0.47	10.4 oz
<b>58.163</b>	<b>58.168</b>	3/8" NPTF	G3/8" M	1/4"	0.87	0.75	1.49	0.39	13.2 oz
<b>58.180</b>	---	3/8" NPTF	1/8" NPTM	1/4"	0.87	0.39	1.17	0.31	10.6 oz

Part No.	Part No.	G1 (F)	G2 (F)	NW	SW1	SW2	L1	Weight
<b>58.052</b>	<b>58.057</b>	1/4" NPTF	1/4" NPTF	1/4"	0.87	0.75	1.65	11.0 oz
<b>58.054</b>	<b>58.059</b>	1/4" NPTF	3/8" NPTF	1/4"	0.87	0.87	1.76	11.0 oz
<b>58.152</b>	<b>58.157</b>	3/8" NPTF	1/4" NPTF	1/4"	0.87	0.75	1.65	11.0 oz
<b>58.154</b>	<b>58.159</b>	3/8" NPTF	3/8" NPTF	1/4"	0.87	0.87	1.76	11.0 oz

Part No.	G1 (F)	G2 (M)	NW	SW1	SW2	L1	L2	Weight
<b>58.351</b>	1/4" NPTF	1/4" NPTM	1/4"	0.87	0.67	1.45	0.43	13.0 oz
<b>58.353</b>	1/4" NPTF	3/8" NPTM	1/4"	0.87	0.75	1.49	0.47	13.0 oz

Part No.	G1 (F)	G2 (M)	NW	SW1	SW2	L1	L2	Weight
<b>58.453</b>	3/8" NPTF	3/8" NPTM	1/4"	0.87	0.75	1.49	0.47	15.0 oz
<b>58.463</b>	3/8" NPTF	G3/8" M	1/4"	0.87	0.75	1.49	0.39	16.2 oz


<b>36.905</b>	Seal kit
<b>36.906</b>	Seal kit + adhesive

### Legend

M... = metric thrust, ..M = male, F = female, G = gas pipe thrust, R = gas pipe thrust conical, QV = quick connects  
SV = profile ring fitting, D = diameter, L = length, NW = nominal width, SW = wrench size



- ✓ Easy rotation under maximum pressure
- ✓ Flange for easy installation
- ✓ Sealed stainless steel bearings
- ✓ Maintenance free

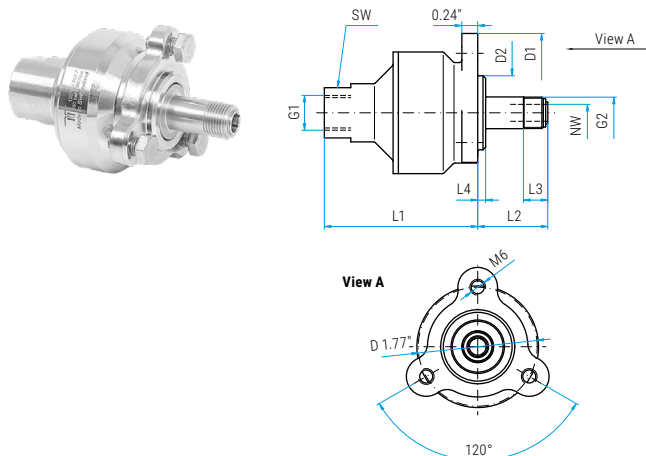
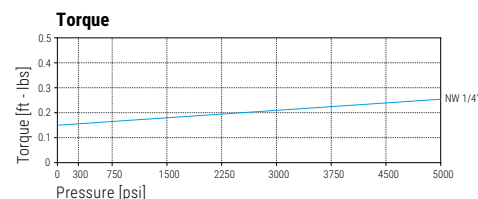
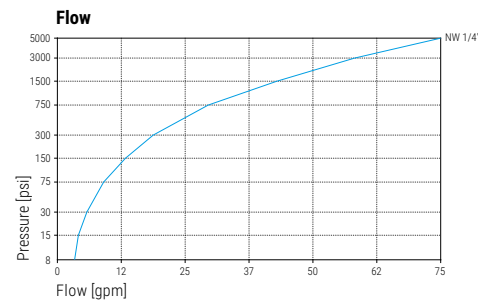


## Application

High rpm, high pressure, self rotating applications, wall cleaners, parts washers

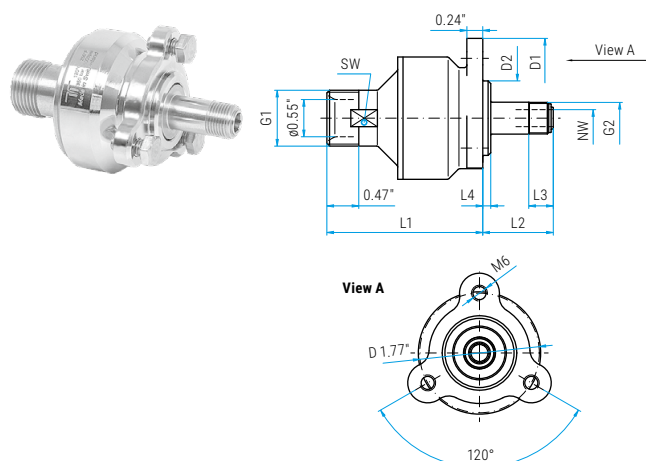
### TECHNICAL DATA

<b>Pressure</b>	5000 psi (35 MPa)
<b>Temperature</b>	250°F
<b>RPM</b>	max. 2'000 rpm
<b>Body</b>	brass, nickel plated stainless steel
<b>Inner part</b>	stainless steel
<b>Seal</b>	carbide
<b>Bearing</b>	2x radial ball bearings 1x thrust ball bearing
<b>Throughput medium</b>	pH 3 - 12 filtered 10 microns compressed air (290 psi)



### DYW

Part No.	G1 (F)	G2 (M)	NW	SW	L1	L2	L3	L4	D1	D2	Weight
<b>55.070</b>	1/4" NPTF	M12x1 M	1/4"	0.75	2.28	1.04	0.35	0.12	2.36	1.10	16.4 oz
<b>55.170</b>	3/8" NPTF	M12x1 M	1/4"	0.87	2.28	1.04	0.35	0.12	2.36	1.10	16.0 oz



### DYW

Part No.	G1 (QV)	G2 (M)	NW	SW	L1	L2	L3	L4	D1	D2	Weight
<b>55.220</b>	M21x1.5 M	M12x1 M	1/4"	0.75	2.28	1.04	0.35	0.12	2.36	1.10	15.7 oz
<b>55.270</b>	M22x1.5 M	M12x1 M	1/4"	0.79	2.28	1.04	0.35	0.12	2.36	1.10	16.0 oz


<b>36.905</b>	Seal kit
<b>36.906</b>	Seal kit + adhesive

#### Legend

M... = metric thrust, ..M = male, F = female, G = gas pipe thrust, R = gas pipe thrust conical, QV = quick connects  
SV = profile ring fitting, D = diameter, L = length, NW = nominal width, SW = wrench size



- ✓ Complete stainless steel construction
- ✓ Seal failure warning, through weep holes
- ✓ Sealed stainless steel bearings
- ✓ Carbide seal system



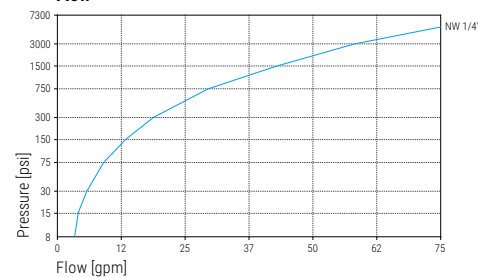
## Application

High flow, high pressure, self rotating applications, surface cleaners, parts washers

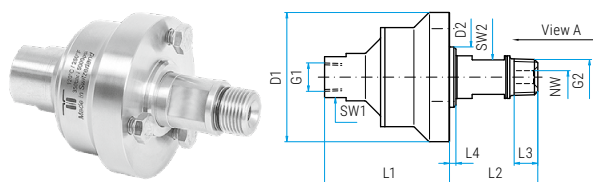
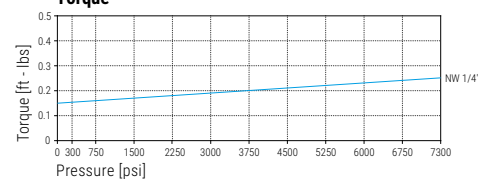
### TECHNICAL DATA

<b>Pressure</b>	DYCI: 5000 psi (35 MPa) DYDI: 7300 psi (50 MPa)
<b>Temperature</b>	250°F
<b>RPM</b>	max. 2'000 rpm
<b>Body</b>	stainless steel
<b>Inner part</b>	stainless steel
<b>Seal</b>	carbide
<b>Bearing</b>	2x radial ball bearings 1x thrust ball bearing
<b>Throughput medium</b>	pH 3 - 12 filtered 10 microns compressed air (290 psi)

### Flow

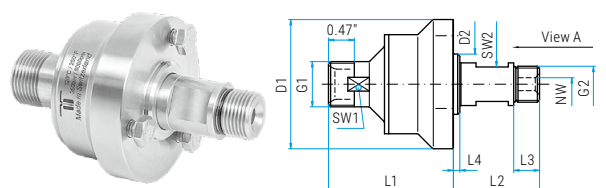


### Torque



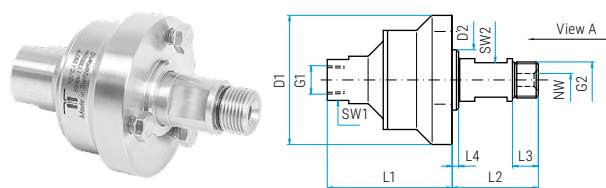
### DYCI

Part No.	G1 (F)	G2 (M)	NW	SW1	SW2	L1	L2	L3	L4	D1	D2	Weight
<b>55.051</b>	1/4" NPTF	1/4" NPTM	1/4"	0.87	0.63	2.28	1.46	0.39	0.12	2.36	1.10	23.0 oz
<b>55.063</b>	1/4" NPTF	G3/8" M	1/4"	0.87	0.63	2.28	1.46	0.47	0.12	2.36	1.10	23.0 oz
<b>55.153</b>	3/8" NPTF	3/8" NPTM	1/4"	0.87	0.63	2.28	1.46	0.43	0.12	2.36	1.10	23.0 oz
<b>55.163</b>	3/8" NPTF	G3/8" M	1/4"	0.87	0.63	2.28	1.46	0.47	0.12	2.36	1.10	23.0 oz



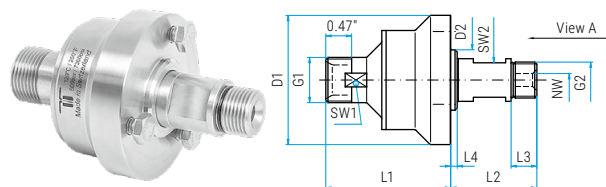
### DYCI

Part No.	G1 (QV)	G2 (M)	NW	SW1	SW2	L1	L2	L3	L4	D1	D2	Weight
<b>55.203</b>	M21x1.5 M	G3/8" M	1/4"	0.75	0.63	2.28	1.46	0.47	0.12	2.36	1.10	23.0 oz
<b>55.253</b>	M22x1.5 M	G3/8" M	1/4"	0.79	0.63	2.28	1.46	0.47	0.12	2.36	1.10	23.0 oz



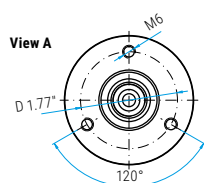
### DYDI (7300 psi)

Part No.	G1 (F)	G2 (M)	NW	SW1	SW2	L1	L2	L3	L4	D1	D2	Weight
<b>55.168</b>	3/8" NPTF	G3/8" M	1/4"	0.87	0.63	2.28	1.46	0.47	0.12	2.36	1.10	23.0 oz



### DYDI (7300 psi)

Part No.	G1 (QV)	G2 (M)	NW	SW1	SW2	L1	L2	L3	L4	D1	D2	Weight
<b>55.263</b>	M22x1.5 M	G3/8" M	1/4"	0.79	0.63	2.28	1.46	0.47	0.12	2.36	1.10	23.0 oz




<b>36.905</b>	<b>DYCI</b> Seal kit
<b>36.906</b>	<b>DYCI</b> Seal kit + adhesive
<b>36.909</b>	<b>DYDI</b> Seal kit (7300 psi)

#### Legend

M... = metric thrust, ..M = male, F = female, G = gas pipe thrust, R = gas pipe thrust conical, QV = quick connects  
SV = profile ring fitting, D = diameter, L = length, NW = nominal width, SW = wrench size



- ✓ Quadruple bearing system
- ✓ Highest precision and quality
- ✓ Seal failure warning, through weep holes
- ✓ Sealed stainless steel bearings
- ✓ Carbide seals

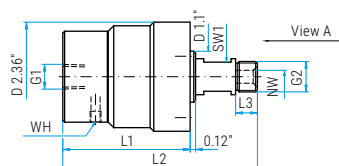

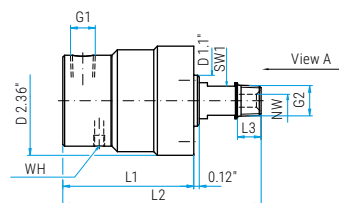
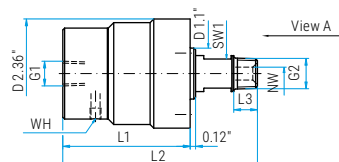
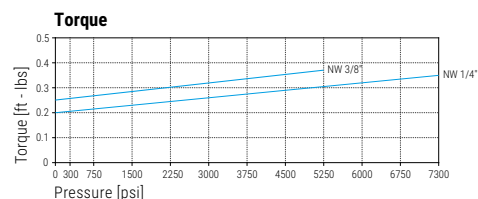
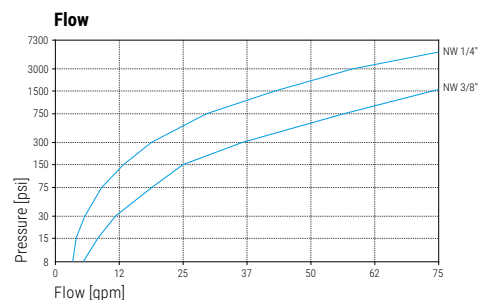


## Application

High pressure/rpm, thrust and radial force, self rotating applications, surface cleaners, parts washers

### TECHNICAL DATA

<b>Pressure</b>	DYT: 5000 psi (35 MPa) DYU: 7300 psi (50 MPa)
<b>Temperature</b>	250°F
<b>RPM</b>	max. 2'000 rpm
<b>Body</b>	stainless steel
<b>Inner part</b>	stainless steel
<b>Seal</b>	carbide
<b>Bearing</b>	2x radial ball bearings 2x thrust ball bearings
<b>Throughput medium</b>	pH 3 - 12 filtered 10 microns compressed air (290 psi)



### DYT

Part No.	G1 (F)	G2 (M)	NW	SW1	L1	L2	L3	Weight
<b>59.051</b>	1/4\" NPTF	1/4\" NPTM	1/4"	0.63	2.76	4.21	0.39	51.7 oz
<b>59.053</b>	1/4\" NPTF	3/8\" NPTM	1/4"	0.63	2.76	4.21	0.43	51.7 oz
<b>59.063</b>	1/4\" NPTF	G3/8\" M	1/4"	0.63	2.76	4.21	0.47	50.1 oz
<b>59.151</b>	3/8\" NPTF	1/4\" NPTM	1/4"	0.63	2.83	4.29	0.39	53.7 oz
<b>59.153</b>	3/8\" NPTF	3/8\" NPTM	1/4"	0.63	2.83	4.29	0.43	53.7 oz
<b>59.163</b>	3/8\" NPTF	G3/8\" M	1/4"	0.63	2.83	4.29	0.47	49.9 oz
<b>59.653</b>	3/8\" NPTF	3/8\" NPTM	3/8"	0.63	2.83	4.29	0.43	53.7 oz
<b>59.663</b>	3/8\" NPTF	G3/8\" M	3/8"	0.63	2.88	4.36	0.48	53.7 oz

### DYT 90°

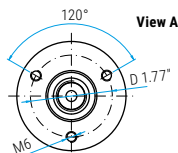
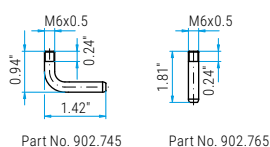
Part No.	G1 (F)	G2 (M)	NW	SW1	L1	L2	L3	Weight
<b>59.351</b>	1/4\" NPTF	1/4\" NPTM	1/4"	0.63	3.83	4.29	0.47	45.9 oz
<b>59.363</b>	1/4\" NPTF	G3/8\" M	1/4"	0.63	3.83	4.29	0.47	45.9 oz
<b>59.453</b>	3/8\" NPTF	3/8\" NPTM	1/4"	0.63	2.83	4.29	0.43	53.7 oz
<b>59.463</b>	3/8\" NPTF	G3/8\" M	1/4"	0.63	2.83	4.29	0.47	50.6 oz
<b>59.902</b>	3/4\" NPTF	G3/8\" M	3/8"	0.63	3.62	5.08	0.47	61.7 oz

### DYU (7300 psi)

Part No.	G1 (F)	G2 (M)	NW	SW1	L1	L2	L3	Weight
<b>59.168</b>	3/8\" NPTF	G3/8\" M	1/4"	0.63	2.83	4.29	0.43	50.7 oz

WH (weep hole)

Optional: Pipes for weep hole



<b>36.905</b>	<b>DYT Seal kit NW 1/4"</b>
<b>36.906</b>	<b>DYT Seal kit NW 1/4\" + adhesive</b>
<b>36.908</b>	<b>DYT Seal kit NW 3/8"</b>
<b>36.909</b>	<b>DYU Seal kit NW 1/4\" (7300 psi)</b>


<b>59.911</b>	<b>DYT/DYU Bearing kit NW 1/4\" + 3/8"</b>
---------------	--

### Legend

M... = metric thrust, ..M = male, F = female, G = gas pipe thrust, R = gas pipe thrust conical, QV = quick connects  
SV = profile ring fitting, D = diameter, L = length, NW = nominal width, SW = wrench size



- ✓ Saltwater resistant
- ✓ With check valve
- ✓ Quadruple bearing system
- ✓ Carbide seal system
- ✓ Stainless steel

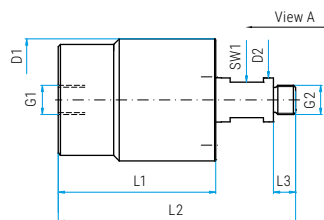
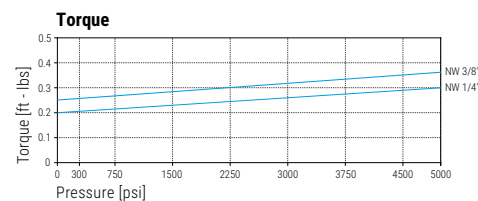
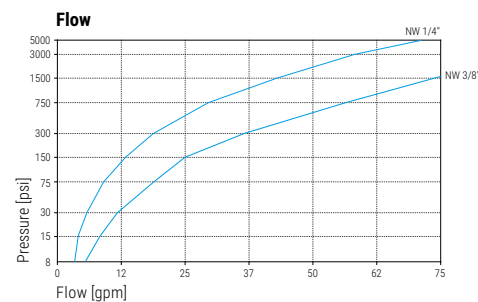


## Application

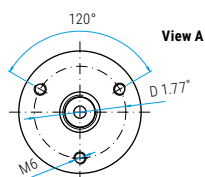
Underwater application (saltwater/freshwater), high rpm/pressure, thrust and radial forces

### TECHNICAL DATA

<b>Pressure</b>	5000 psi (35 MPa)
<b>Temperature</b>	250°F
<b>RPM</b>	max. 2'000 rpm
<b>Body</b>	stainless steel
<b>Inner part</b>	stainless steel
<b>Seal</b>	carbide
<b>Bearing</b>	stainless steel 2x radial ball bearings 2x thrust ball bearings
<b>Throughput medium</b>	pH 3 - 12 filtered 10 microns compressed air (290 psi)



Check valve



### DYKI

Part No.	G1 (F)	G2 (M)	NW	SW1	L1	L2	L3	D1	D2	Weight
<b>54.051</b>	1/4" NPTF	1/4" NPTM	1/4"	0.63	2.80	4.21	0.47	2.17	0.79	2.54 oz
<b>54.063</b>	1/4" NPTF	G3/8" M	1/4"	0.63	2.80	4.21	0.47	2.17	0.79	2.54 oz
<b>54.163</b>	3/8" NPTF	G3/8" M	1/4"	0.63	2.87	4.29	0.47	2.17	0.79	2.56 oz
<b>54.653</b>	3/8" NPTF	3/8" NPTM	3/8"	0.63	2.87	4.33	0.51	2.17	0.79	2.56 oz
<b>54.663</b>	3/8" NPTF	G3/8" M	3/8"	0.63	2.87	4.29	0.47	2.17	0.79	2.56 oz

<b>36.916</b>	Seal kit NW 1/4"
<b>36.917</b>	Seal kit NW 3/8"

#### Legend

M... = metric thrust, ..M = male, F = female, G = gas pipe thrust, R = gas pipe thrust conival, QV = quick connects  
SV = profile ring fitting, D = diameter, L = length, NW = nominal width, SW = wrench size



- ✓ Easily installed
- ✓ Light and solid
- ✓ Compact design

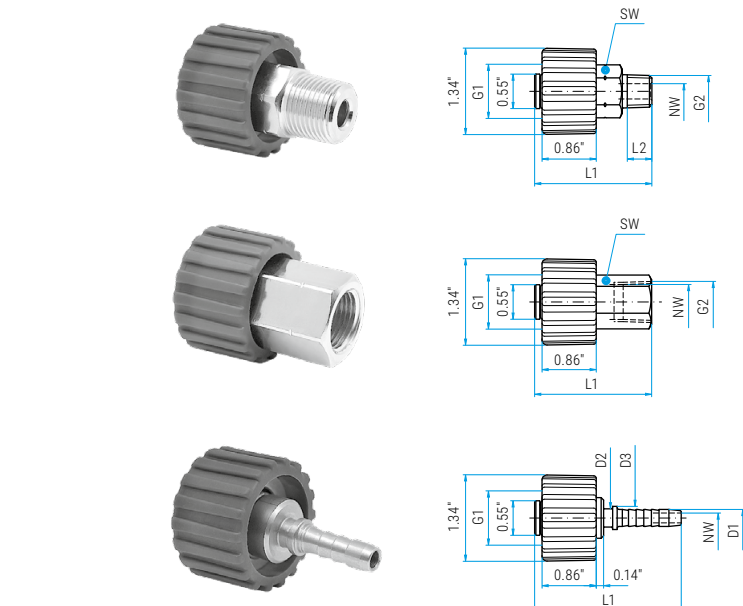
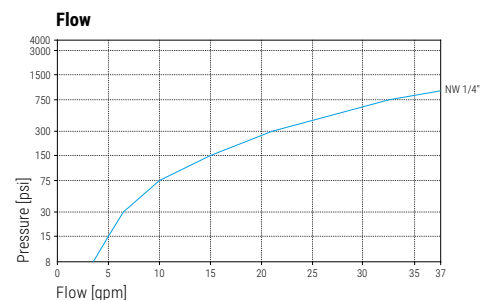


## Application

High pressure cleaners, high pressure hose reels, quick coupling

### TECHNICAL DATA

<b>Pressure</b>	3600 psi (25 MPa) also available as 7300 psi
<b>Temperature</b>	250°F
<b>RPM</b>	max. 30 rpm
<b>Body</b>	brass, nickel plated plastic
<b>Inner part</b>	stainless steel
<b>Seal</b>	O-ring NBR (optional: EPDM or FKM)
<b>Throughput medium</b>	pH 3 - 12 filtered 10 microns compressed air (290 psi)



### QVS

Part No.	G1 (QV)	G2 (M)	NW	SW	L1	L2	Weight	Color
<b>50.151</b>	M22x1.5 F	1/4" NPTM	1/4"	0.75	1.87	0.39	3.30 oz	blue
<b>50.153</b>	M22x1.5 F	3/8" NPTM	1/4"	0.75	1.91	0.51	3.30 oz	blue

Part No.	G1 (QV)	G2 (F)	NW	SW	L1	Weight	Color
<b>50.152</b>	M22x1.5 F	1/4" NPTF	1/4"	0.75	1.83	3.50 oz	blue
<b>50.154</b>	M22x1.5 F	3/8" NPTF	1/4"	0.87	1.83	4.10 oz	blue

Part No.	G1 (QV)	S1	NW	L1	D1	D2	D3	Weight	Color
<b>50.131</b>	M22x1.5 F	1/4"	1/8"	2.26	0.26	0.29	0.39	2.30 oz	blue
<b>50.132</b>	M22x1.5 F	5/16"	7/32"	2.34	0.33	0.35	0.45	2.50 oz	blue
<b>50.133</b>	M22x1.5 F	3/8"	1/4"	2.40	0.39	0.42	0.53	2.10 oz	blue

#### Legend

M... = metric thrust, ..M = male, F = female, G = gas pipe thrust, R = gas pipe thrust conical, QV = quick connects  
SV = profile ring fitting, D = diameter, L = length, NW = nominal width, SW = wrench size


#### Additional Seal Options available

EPDM (E) or FKM/Viton (V). Please indicate letter of seal material after part number.  
Minimum orders apply.



- ✓ Brass, nickel plated or stainless steel
- ✓ Various thread configurations
- ✓ High precision

Different applications require different fitting types. Precision machined universal fitting to suite your application.



## VER (4000 psi / brass, nickel plated)

		male						female	
		G1/4" M	G3/8" M	M18x1.5	M21x1.5	M22x1.5	3/8" NPTM	G1/4" F	G3/8" F
male	G1/4" M		<b>52.004</b>			<b>52.221</b>		<b>52.011</b>	
	G3/8" M	<b>52.004</b>	<b>52.029</b>		<b>52.203</b>	<b>52.230</b>		<b>52.013</b>	
	M21x1.5		<b>52.203</b>		<b>52.208</b>	<b>52.209</b>		<b>52.202</b>	<b>52.204</b>
	M22x1.5	<b>52.221</b>	<b>52.230</b>		<b>52.209</b>	<b>52.229</b>		<b>52.222</b>	<b>52.224</b>
female	G1/4" F	<b>52.011</b>	<b>52.013</b>		<b>52.202</b>	<b>52.222</b>		<b>52.012</b>	<b>52.014</b>
	G3/8" F				<b>52.204</b>	<b>52.224</b>		<b>52.014</b>	
Profile ring fittings	M14x1.5 M (08-L)				<b>52.205</b>	<b>52.225</b>			
	M16x1.5 M (10-L)				<b>52.206</b>	<b>52.226</b>			
	M18x1.5 M (12-L)				<b>52.207</b>	<b>52.227</b>			
NPT	1/4" NPTM			<b>903.834</b>	<b>52.251</b>	<b>52.271</b>	<b>52.102</b>	<b>52.061</b>	
	1/4" NPTF				<b>52.252</b>	<b>52.272</b>		<b>52.062</b>	
	3/8" NPTM				<b>52.253</b>	<b>52.273</b>	<b>52.121</b>	<b>52.063</b>	
	3/8" NPTF				<b>52.254</b>	<b>52.274</b>		<b>52.064</b>	

## VER (7300 psi / stainless steel)

		male								female	
		G1/4" M	R1/4" M	G3/8" M	G1/2" M	M18x1.5	M21x1.5	M22x1.5	3/8" NPTM	G1/4" F	G3/8" F
male	G1/4" M	<b>51.001</b>	<b>51.003</b>	<b>51.004</b>	<b>902.664</b>	<b>51.341</b>	<b>51.277</b>	<b>51.275</b>		<b>51.011</b>	<b>51.005</b>
	G3/8" M	<b>51.004</b>	<b>51.009</b>			<b>51.343</b>	<b>51.279</b>	<b>51.280</b>		<b>51.012</b>	<b>38217</b>
	R1/2" M				<b>904.645</b>						
	M21x1.5	<b>51.277</b>		<b>51.279</b>							
	M22x1.5	<b>51.275</b>	<b>51.913</b>	<b>51.280</b>	<b>904.687</b>						<b>51.224</b>
female	G1/4" F	<b>51.011</b>	<b>51.019</b>	<b>51.012</b>		<b>51.342</b>					
	G3/8" F	<b>51.005</b>	<b>51.021</b>	<b>38217</b>		<b>51.344</b>		<b>51.224</b>			<b>51.022</b>
Profile ring fittings	M14x1.5 M (08-L)	<b>51.301</b>								<b>51.302</b>	
	M16x1.5 M (10-L)	<b>51.321</b>								<b>51.322</b>	
	M18x1.5 M (12-L)	<b>51.341</b>		<b>51.343</b>		<b>51.359</b>			<b>51.353</b>	<b>51.342</b>	<b>51.344</b>
NPT	1/4" NPTM	<b>51.103</b>						<b>51.278</b>		<b>51.061</b>	
	1/4" NPTF										
	3/8" NPTM					<b>51.353</b>					
	3/8" NPTF	<b>51.129</b>	<b>51.129</b>			<b>51.354</b>					

Other versions or sizes upon request.

### TECHNICAL DATA

#### Pressure

4000 psi (27.5 MPa)

7300 psi (50 MPa)

#### Body

Brass nickel-plated or stainless steel

#### Legend

M... = metric thrust, ..M = male, F = female, G = gas pipe thrust, R = gas pipe thrust conical, QV = quick connects, SV = profile ring fitting  
D = diameter, L = length, NW = nominal width, SW = wrench size, IN = media input, OUT = media output, RS = basic position




## ADAPTOR WITH SIEVE


- ✓ 100% stainless steel
- ✓ Different mesh sizes available
- ✓ Easy to dismantle and clean



These adaptors are ideal for washing systems with reclaim. The sieve decreases the amount of debris flowing through the gun and onto the vehicle. It is simple to dismantle and clean.



Mesh count 50



Mesh count 200



### Adaptor with sieve


4000 psi, stainless steel

Part No.	IN / OUT	Mesh count	SW	Weight
<b>53.011</b>	3/8"NPTF / 3/8"NPTM	50	0.87"	0.13 lbs
<b>53.012</b>	3/8"NPTF / 3/8"NPTM	200	0.87"	0.13 lbs
<b>53.015</b>	1/2"NPTF / 1/2"NPTM	50	1.06"	0.13 lbs
<b>53.016</b>	1/2"NPTF / 1/2"NPTM	200	1.06"	0.13 lbs

## HP COUPLINGS

- ✓ Quick to assemble / disassemble
- ✓ 100% stainless steel

Mosmatic high quality couplings create a safe and tight connection. They are great for quick assembly and disassembly of guns, wands and hoses.



### Quick connect plug

5000 psi, stainless steel

Part No.	Thread	D	NW	SW	Weight
<b>70.025</b>	1/4" NPTF	0.47"	1/4"	0.67"	1.00 oz
<b>70.026</b>	1/4" NPTM	0.47"	1/4"	0.67"	1.00 oz
<b>70.027</b>	3/8" NPTF	0.6"	3/8"	0.87"	2.10 oz
<b>70.028</b>	3/8" NPTM	0.6"	3/8"	0.87"	2.10 oz

### Quick connect coupler

5000 psi, stainless steel

Part No.	Thread	D	NW	SW	Weight
<b>70.015</b>	1/4" NPTF	0.47"	1/4"	0.87"	2.10 oz
<b>70.016</b>	1/4" NPTM	0.47"	1/4"	0.87"	2.80 oz
<b>70.017</b>	3/8" NPTF	0.6"	3/8"	0.94"	3.50 oz
<b>70.018</b>	3/8" NPTM	0.6"	3/8"	0.94"	3.50 oz



Ladies & Gentlemen

Thank you very much for your interest in our products. Please fill out this form and email or fax to your Mosmatic contact and we will process your inquiry promptly.

## 1 CUSTOMER NUMBER

--	--	--	--	--	--	--	--

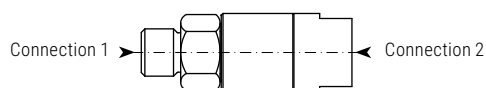
Please enter your customer number for each inquiry.

☐ New customer

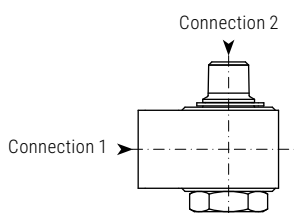
## 3 STYLE

Rotating Unions are differentiated in terms of Style in axial and angular rotary feedthroughs. Please check the appropriate box.

☐ Inline Version



☐ 90 ° version



## 4 ATTACHMENT

Please check the appropriate box connection version.

- ☐ Flange connection  
☐ Flange thread  
☐ Bulkhead fitting  
☐ not relevant

.....  
 Specials

## 6 SKETCH

## 2 CONTACT DETAILS

.....  
 Company

.....  
 Street and No.

.....  
 Postal code and city

.....  
 Phone and Fax (in case of questions)

.....  
 Contact person

.....  
 Email

.....  
 Date and Signature

## 5 OPERATING CONDITIONS

.....  
 Application

.....  
 Connections

.....  
 Pressure (max. psi)

.....  
 RPM (max. RPM)

.....  
 Flow (gpm)

.....  
 Medium

.....  
 Fluid temperature (°F)

.....  
 Loads: radial or axial

.....  
 Operating time (hours/day)

.....  
 Operating cycles

.....  
 By multi-way rotary unions amount of Channels

.....  
 Other factors or special features in the application

.....  
 Max. dimensions (L x W x H)

.....  
 Installation environment

.....  
 Mounting position

.....  
 Requested quantity

.....  
 Drive

.....  
 Price Range (approx. value)



Acceptance of any order and sale of any goods are expressly conditional upon the terms and conditions as listed here in. Any order or statement of intent to purchase any such goods, or any direction to proceed with engineering, procurement, manufacture or shipment shall constitute assent to said terms and conditions. Any additional or different terms or conditions set forth in Buyer's purchase order or similar communication are objected to and will not be binding upon Mosmatic Corporation, unless specifically assented to in writing by an authorized representative of Mosmatic Corporation management.

## 1. Prices

All prices stipulated or promulgated by Mosmatic Corporation are subject to change without notice. Prices do not include any present or future sales, use, excise, value added or similar taxes and, where applicable, such taxes shall be billed as a separate item and paid by Buyer.

## 2. Shipping

All orders are shipped via UPS Ground unless otherwise specified. Special packaging or handling charges may apply to oversize or custom orders. Please inspect your shipment immediately upon arrival. If your order is not received in satisfactory condition, keep all packaging material and notify Mosmatic Corporation within 48 hours. All sales are made ex point of shipment, and the Buyer assumes all risks with title passing upon delivery to carrier at point of shipment, irrespective of who selects carrier. Shipping dates given in advance of actual shipments are best estimates and shall not be deemed to represent fixed or guaranteed shipping dates. Mosmatic Corporation shall not be liable for failure to deliver or for delay in delivery or performance due to (a) a cause beyond its reasonable control or (b) an act of God, act or omission of Buyer, act of civil or military authority, governmental priority or other allocation or control, fire, strike or other labor difficulty, riot or other civil disturbance, delay in transportation or (c) any other commercial impracticability. Each shipment or delivery shall be deemed to have been sold under a separate and independent contract. If in the judgment of Mosmatic Corporation, the financial condition of the Buyer at the time of manufacture or shipment does not justify the terms of payment specified on order, Mosmatic Corporation reserves the right to require from Buyer full or partial payment or other adequate assurance of performance before manufacture or shipment. Mosmatic Corporation reserves the right to suspend its performance until such a payment or adequate assurance of performance has been received. If payment is not made when due, Buyer agrees to pay a charge on the amount past due at the rate of 1.5% per month (18% per annum) or the maximum lawful rate, whichever is less. Nothing here in shall be deemed to extend or otherwise modify Buyer's obligation to make payment when due.

## 3. Payments

First order terms are prepay or Credit Card. For credit applications please call 800-788-9880 or email swivels@mosmatic.com. Checks are accepted as means of payment but shall not be regarded as settlement until they have been cleared. There is a minimum order amount of \$200.00 and the fee for drop shipment is \$20.00. For your convenience we accept VISA and Mastercard.

## 4. Termination

Buyer may terminate an order only by mutual agreement based on payment to Mosmatic Corporation of reasonable and proper termination charges.

## 5. Returns

No return of goods will be accepted without prior authorization from a representative of Mosmatic Corporation management. All returns must be accompanied by a Returned Merchandise Authorization (RMA) number provided by Mosmatic Corporation. RMA numbers are valid for 90 days only. Except due to manufacturer defects, all returns must be in resalable condition and are subject to a 15% restocking charge.

## 6. Limitation of Liability

Mosmatic Corporation's liability on any claim for loss or damage arising out of a contract or from the performance or breach thereof or connected with the supplying of goods, or their sale, resale, operation or use, warranty, tort (including negligence) or other grounds, shall not exceed the price allowable to such goods or part thereof involved in any claim. Mosmatic Corporation shall not under any circumstances be liable for any labor charges, special or consequential damages including, but not limited to, bodily injury, loss of profits or revenue, loss of use of any product or associated product, cost of capital, cost of substitute products, facilities or services, downtime costs or costs of claims arising from Buyer or Buyer's customers. Any technical or other advice or assistance furnished by Mosmatic Corporation, which concerns any goods supplied hereunder, will not subject Mosmatic Corporation to any liability, whether based on contract, warranty, tort (including negligence) or other grounds.

## 7. Limited Warranty

Mosmatic Corporation warrants that its product/s (the „Product“) shall be free from defects in materials and workmanship under normal use, installation and maintenance in accordance with Mosmatic Corporation's specifications. If any failure to conform to this warranty is reported to Mosmatic Corporation within six months from the date of purchase by the original buyer, Mosmatic Corporation, upon being satisfied of the existence of such nonconformity, will, with exclusions (wear and tear) etc., correct same at its discretion by repairing or replacing the Product. This warranty does not cover damage resulting from mishandling in transit, vandalism, misuse, abuse, neglect, alteration, dismantling, acts of God or failure to exercise reasonable care in installing or maintaining the Product. This warranty applies only to the original buyers who purchased the Product directly from Mosmatic Corporation. To obtain service under this warranty, call our sales/service department at (800) 788-9880. NO EVENT WILL Mosmatic Corporation BE LIABLE FOR INCIDENTAL OR CONSEQUENTIAL DAMAGES. This warranty gives you specific legal rights, and you may have other rights which vary from state to state.

## 8. Availability

Not all products listed in this catalog are stocked by each service center.

## 9. Governing law

All orders are accepted by Seller at its mailing address in Bristol, Wisconsin, and shall be governed by and interpreted in accordance with the laws of the state of Wisconsin.

## General Information

- With the publication of this catalog, all previous catalogs and publications are no longer valid.
- We reserve the right to make technical modifications at any time without prior notification.
- For any special versions, manufactured to individual customer requirements, we decline any responsibility for their subsequent use and effects in operation.
- Validation of data and measurements exclude printing and typing errors.
- The details we provide are recommendations only, which we give to the best of our knowledge. Written confirmation of precise details can be obtained upon request.
- Mosmatic sells through a network of authorized dealers and representatives only.

## Use of your personal information

- We never sell or rent any of the information you provide us with to third parties.
- We use the information we collect for various purposes, including:
  - to complete your purchase transaction
  - to provide the services you requested
  - to send you our catalogues and offerings
  - to send you specials and updates per email
  - to contact you about the status of your order
- When you make a credit card transaction we collect your name, your billing address for the card, the card type, number and expiration date. We also collect information that allows us to ship your order, i.e. name, address and phone number of the intended recipient(s).


## For your safety

- For your own safety always use protection gear like safety glasses, gloves etc. when using our products connected to high pressure.
- Safety regulations and guidelines (Accident prevention rules) from the manufacturer of high pressure equipment are applicable when using our products.
- Nozzle installation according to nozzle manufacturer.
- Mosmatic products should only be installed by experienced users of high pressure equipment. The responsibility for the safe and effective use of Mosmatic products rest with the user.

© 2019 Mosmatic Corporation



# Online-Media



[mosmatic.com](https://mosmatic.com)



[linkedin.com/company/mosmatic-ag](https://linkedin.com/company/mosmatic-ag)



[facebook.com/mosmatic](https://facebook.com/mosmatic)



[youtube.com/mosmaticag](https://youtube.com/mosmaticag)



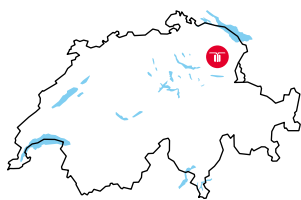
Instagram

[instagram.com/mosmaticag](https://instagram.com/mosmaticag)

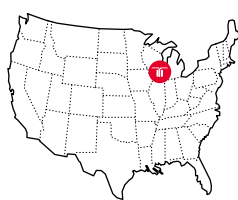


[twitter.com/MosmaticAG](https://twitter.com/MosmaticAG)





Mosmatic AG  
Oberhelfenschwilerstrasse 6  
CH-9126 Necker, SWITZERLAND  
Phone +41 (0)71 375 64 64  
Fax +41 (0)71 375 64 60  
Email [sales@mosmatic.com](mailto:sales@mosmatic.com)  
Internet [www.mosmatic.com](http://www.mosmatic.com)



Mosmatic Corporation  
8313-196th Ave. P.O. Box 400  
Bristol, WI 53104-0400 USA  
Phone +1-800-788-9880  
Fax +1-262-857-2421  
Email [swivels@mosmatic.com](mailto:swivels@mosmatic.com)  
Internet [www.mosmatic.com](http://www.mosmatic.com)



Mosmatic Australasia Pty Ltd.  
2/71 Richland Avenue  
Coopers Plains QLD 4108, AUSTRALIA  
Phone +61 (0)7 3161 5314  
Fax +61 (0)7 3161 5414  
Email [australia@mosmatic.com](mailto:australia@mosmatic.com)  
Internet [www.mosmatic.com](http://www.mosmatic.com)



Mosmatic Canada Inc.  
6201 rue Marivaux  
Saint-Léonard, QC H1P 3H6, CANADA  
Phone +1-844-384-1602  
Office +1-438-384-1602  
Email [canada@mosmatic.com](mailto:canada@mosmatic.com)  
Internet [www.mosmatic.com](http://www.mosmatic.com)



swiss quality